



## Synonym

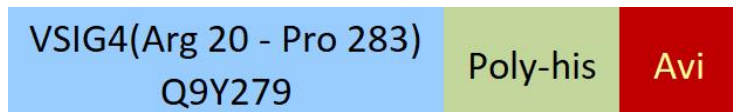
VSIG4,CRIg,Z39IG

## Source

Biotinylated Human VSIG4 Protein, His,Avitag(VS4-H82E3) is expressed from human 293 cells (HEK293). It contains AA Arg 20 - Pro 283 (Accession # [Q9Y279](#)).

Predicted N-terminus: Arg 20

## Molecular Characterization



This protein carries a polyhistidine tag at the C-terminus, followed by an Avi tag (Avitag™).

The protein has a calculated MW of 32.8 kDa. The protein migrates as 43-50 kDa when calibrated against [Star Ribbon Pre-stained Protein Marker](#) under reducing (R) condition (SDS-PAGE) due to glycosylation.

## Labeling

*Biotinylation of this product is performed using Avitag™ technology. Briefly, the single lysine residue in the Avitag is enzymatically labeled with biotin.*

## Protein Ratio

Passed as determined by the HABA assay / binding ELISA.

## Endotoxin

Less than 1.0 EU per µg by the LAL method.

## Purity

>90% as determined by SDS-PAGE.

>90% as determined by SEC-MALS.

## Formulation

Lyophilized from 0.22 µm filtered solution in PBS, pH7.4 with trehalose as protectant.

Contact us for customized product form or formulation.

## Reconstitution

Please see Certificate of Analysis for specific instructions.

*For best performance, we strongly recommend you to follow the reconstitution protocol provided in the CoA.*

## Storage

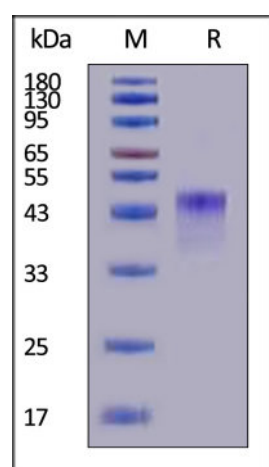
For long term storage, the product should be stored at lyophilized state at -20°C or lower.

*Please avoid repeated freeze-thaw cycles.*

This product is stable after storage at:

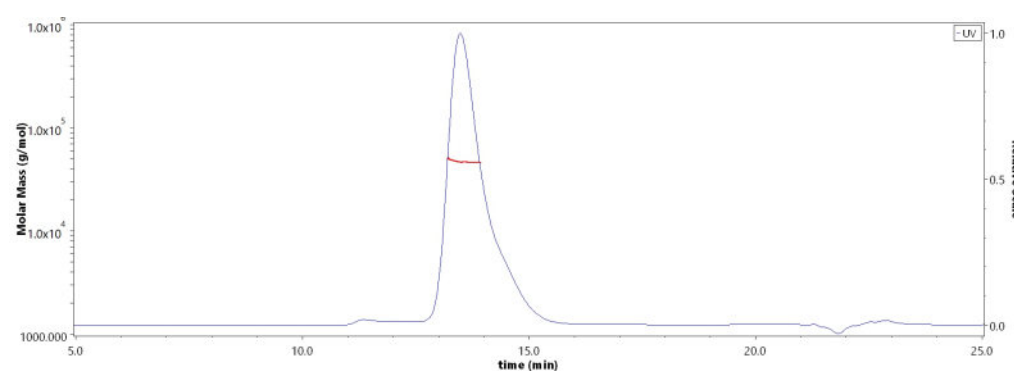
- -20°C to -70°C for 12 months in lyophilized state;
- -70°C for 3 months under sterile conditions after reconstitution.

## SDS-PAGE



Biotinylated Human VSIG4 Protein, His,Avitag on SDS-PAGE under reducing (R) condition. The gel was stained with Coomassie Blue. The purity of the protein is greater than 90% (With [Star Ribbon Pre-stained Protein Marker](#)).

## SEC-MALS



The purity of Biotinylated Human VSIG4 Protein, His,Avitag (Cat. No. VS4-H82E3) is more than 90% and the molecular weight of this protein is around 40-55 kDa verified by SEC-MALS.

[Report](#)

Discounts, Gifts,  
and more!





## Background

V-set and immunoglobulin domain-containing protein 4 (VSIG4) is also known as Protein Z39Ig, is a type I transmembrane glycoprotein. VSIG4 is a B7 family-related protein and an Ig superfamily member. VSIG4 contains two Ig-like (immunoglobulin-like) domains. VSIG4 is abundantly expressed in several fetal tissues. In adult tissues, the highest expression of VSIG4 is in lung and placenta. VSIG4 functions as a negative regulator of T cell activation, and may be involved in the maintenance of peripheral T cell tolerance, and is also identified as a potent suppressor of established inflammation. VSIG4 is a phagocytic receptor, strong negative regulator of T-cell proliferation and IL2 production.

## Clinical and Translational Updates

Discounts, Gifts,  
and more!

