



Source

Anti-SARS-CoV-2 Spike RBD Antibody, Mouse IgG1 (5C5C10) (BQ.1.1/Omicron Specific) is isolated from a Spike RBD infected Mouse and is recombinantly produced from human 293 cells (HEK293)

Clone

5C5C10

Species

Mouse

Isotype

Mouse IgG1 | Mouse Kappa

Conjugate

Unconjugated

Antibody Type

Recombinant Monoclonal

Reactivity

Virus

Immunogen

Recombinant SARS-CoV-2 Spike Trimer Protein, (BQ.1.1/Omicron) erived from human 293 cells.

Specificity

This product is a specific antibody specifically reacts with SARS-CoV-2 Spike RBD Protein, His Tag (BQ.1.1/Omicron). No cross-reactivity is detected with Spike RBD of WT (Cat. No. SPD-C52H3), Alpha (Cat. No. SPD-C52Hn), Beta (Cat. No. SPD-C52Hp), Gamma (Cat. No. SPD-C52Hr), Delta (Cat. No. SPD-C52Hh), B.1.1.529/Omicron (Cat. No. SPD-C522e), BA.2/Omicron (Cat. No. SPD-C522g), BA.3/Omicron (Cat. No. SPD-C522i), BA.4&5Omicron (Cat. No. SPD-C522r), BA.2.12.1/Omicron (Cat. No. SPD-C522q), BA.2.75/Omicron (Cat. No. SPD-C522t), BF.7&BA.4.6/Omicron (Cat. No. SPD-C522y), XBB/Omicron (Cat. No. SPD-C5241) and XBB.1.5/Omicron (Cat. No. SPD-C5242).

Application

Application	Recommended Usage
ELISA	4-2000 ng/mL

Purity

>95% as determined by SDS-PAGE.

>90% as determined by SEC-MALS.

Purification

Protein A purified/ Protein G purified

Formulation

Lyophilized from 0.22 µm filtered solution in PBS, pH7.4 with trehalose as protectant.

Contact us for customized product form or formulation.

Reconstitution

Please see Certificate of Analysis for specific instructions.

For best performance, we strongly recommend you to follow the reconstitution protocol provided in the CoA.

Storage

For long term storage, the product should be stored at lyophilized state at -20°C or lower.

Please avoid repeated freeze-thaw cycles.

This product is stable after storage at:

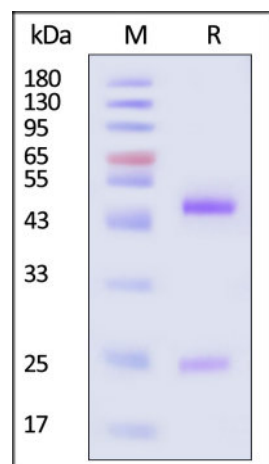
- -20°C to -70°C for 12 months in lyophilized state;
- -70°C for 3 months under sterile conditions after reconstitution.

Discounts, Gifts,
and more!



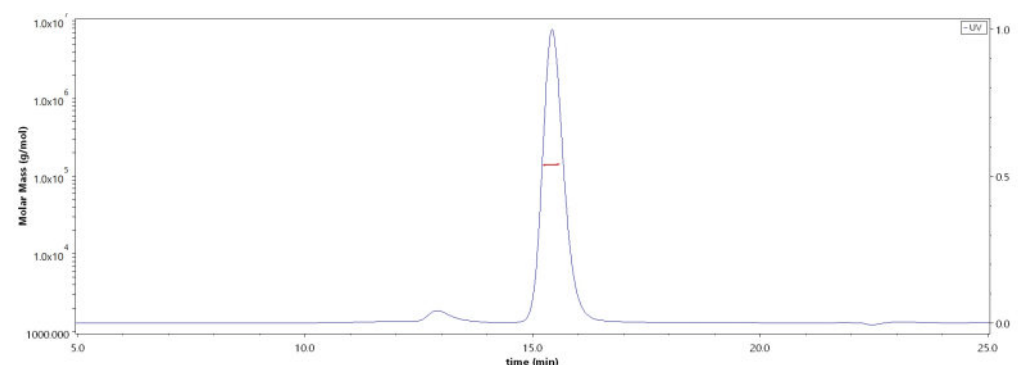


SDS-PAGE



Anti-SARS-CoV-2 Spike RBD Antibody, Mouse IgG1 (5C5C10) (BQ.1.1/Omicron Specific) on SDS-PAGE under reducing (R) condition. The gel was stained with Coomassie Blue. The purity of the protein is greater than 95% (With [Star Ribbon Pre-stained Protein Marker](#)).

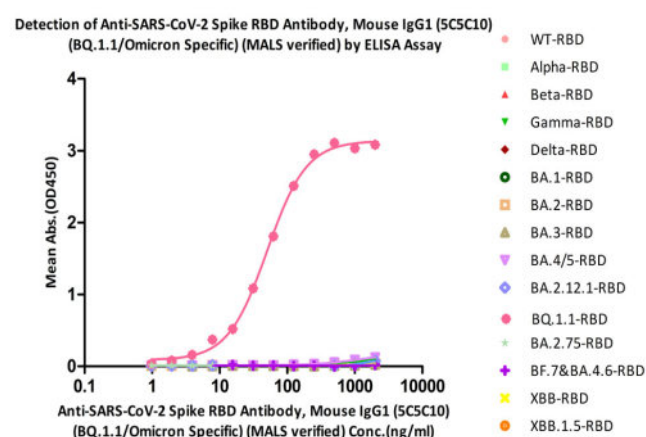
SEC-MALS



The purity of Anti-SARS-CoV-2 Spike RBD Antibody, Mouse IgG1 (5C5C10) (BQ.1.1/Omicron Specific) (Cat. No. SPD-S299) is more than 90% and the molecular weight of this protein is around 130-160 kDa verified by SEC-MALS.

[Report](#)

Bioactivity-ELISA



Immobilized SARS-CoV-2 Spike RBD Protein, His Tag (BQ.1.1/Omicron) (MALS verified) (Cat. No. SPD-C5240) can bind Anti-SARS-CoV-2 Spike RBD Antibody, Mouse IgG1 (5C5C10) (BQ.1.1/Omicron Specific) (MALS verified) (Cat. No. SPD-S299) with a linear range of 1.953-125ng/mL. The antibody does not bind Spike RBD of WT (Cat. No. SPD-C52H3), Alpha (Cat. No. SPD-C52Hn), Beta (Cat. No. SPD-C52Hp), Gamma (Cat. No. SPD-C52Hr), Delta (Cat. No. SPD-C52Hh), B.1.1.529/Omicron (Cat. No. SPD-C522e), BA.2/Omicron (Cat. No. SPD-C522g), BA.3/Omicron (Cat. No. SPD-C522i), BA.4&5Omicron (Cat. No. SPD-C522r), BA.2.12.1/Omicron (Cat. No. SPD-C522q), BA.2.75/Omicron (Cat. No. SPD-C522t), BF.7&BA.4.6/Omicron (Cat. No. SPD-C522y), XBB/Omicron (Cat. No. SPD-C5241) and XBB.1.5/Omicron (Cat. No. SPD-C5242) (QC tested).

Background

It's been reported that Coronavirus can infect the human respiratory epithelial cells through interaction with the human ACE2 receptor. The spike protein is a large type I transmembrane protein containing two subunits, S1 and S2. S1 mainly contains a receptor binding domain (RBD), which is responsible for recognizing the cell surface receptor. S2 contains basic elements needed for the membrane fusion. The S protein plays key parts in the induction of neutralizing-antibody and T-cell responses, as well as protective immunity.

Clinical and Translational Updates

Discounts, Gifts, and more!



Anti-SARS-CoV-2 Spike RBD Antibody, Mouse IgG1 (5C5C10) (BQ.1.1/Omicron Specific) (MALS verified)

Catalog # SPD-S299



**Discounts, Gifts,
and more!**



➤ www.acrobiosystems.com

7/24/2024