



## Synonym

CD112,Nectin-2,PVRL2

## Source

Human Nectin-2, Fc Tag(PV2-H5253) is expressed from human 293 cells (HEK293). It contains AA Gln 32 - Leu 360 (Accession # [Q92692-2](#)).

Predicted N-terminus: Gln 32

## Molecular Characterization

Nectin-2(Gln 32 - Leu 360) Q92692-2	Fc(Pro 100 - Lys 330) P01857
--	---------------------------------

This protein carries a human IgG1 Fc tag at the C-terminus.

The protein has a calculated MW of 62.2 kDa. The protein migrates as 70-80 kDa under reducing (R) condition (SDS-PAGE) due to glycosylation.

## Endotoxin

Less than 1.0 EU per µg by the LAL method.

## Purity

>95% as determined by SDS-PAGE.

## Formulation

Lyophilized from 0.22 µm filtered solution in

Tris with Glycine, Arginine and NaCl, pH7.5 with trehalose as protectant.

Contact us for customized product form or formulation.

## Reconstitution

Please see Certificate of Analysis for specific instructions.

*For best performance, we strongly recommend you to follow the reconstitution protocol provided in the CoA.*

## Storage

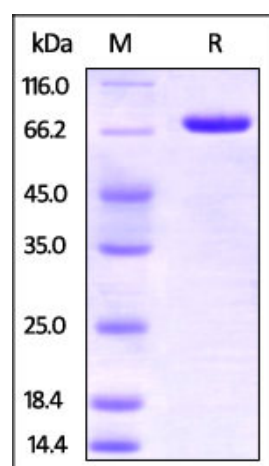
For long term storage, the product should be stored at lyophilized state at -20°C or lower.

*Please avoid repeated freeze-thaw cycles.*

This product is stable after storage at:

- -20°C to -70°C for 12 months in lyophilized state;
- -70°C for 3 months under sterile conditions after reconstitution.

## SDS-PAGE

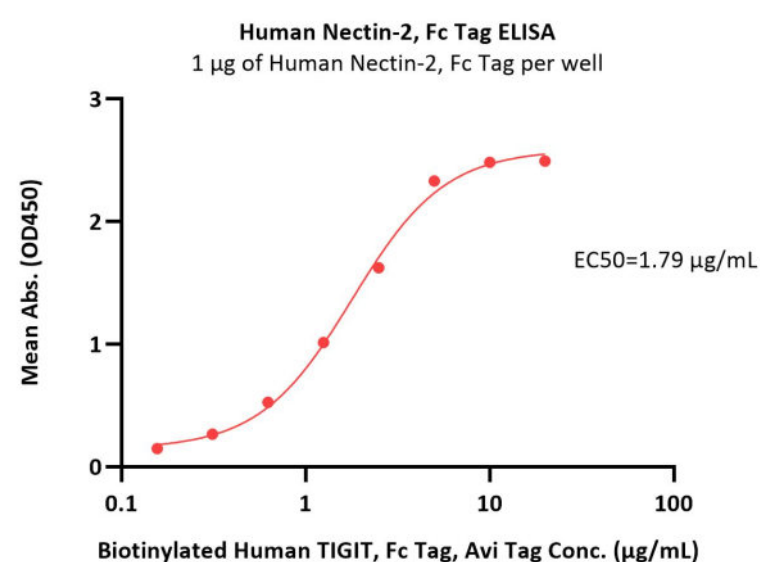
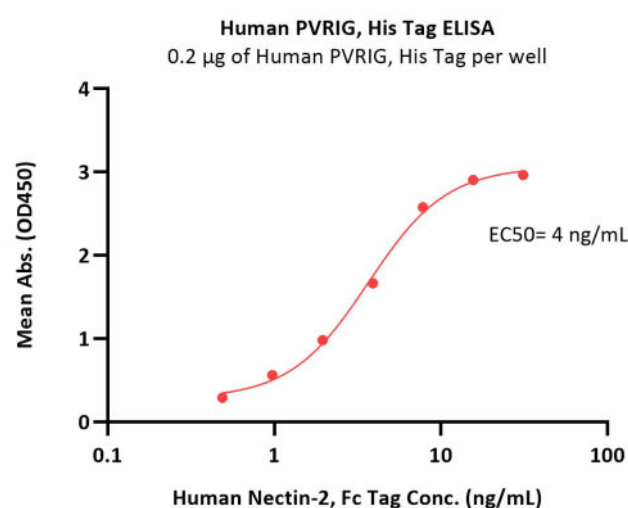


Human Nectin-2, Fc Tag on SDS-PAGE under reducing (R) condition. The gel was stained with Coomassie Blue. The purity of the protein is greater than 95%.

## Bioactivity-ELISA

Discounts, Gifts,  
and more!

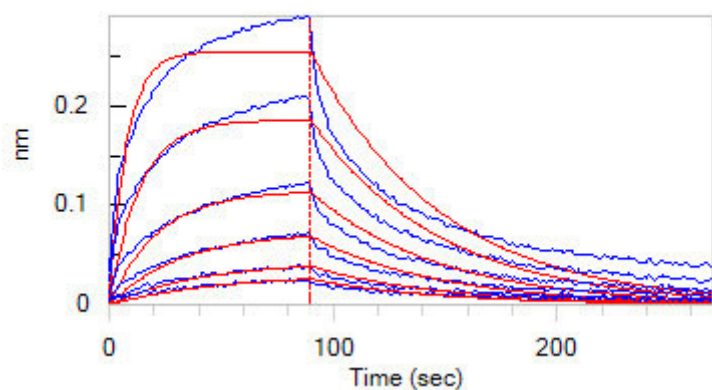




Immobilized Human PVRIG, His Tag (Cat. No. PVG-H52H4) at 2 µg/mL (100 µL/well) can bind Human Nectin-2, Fc Tag (Cat. No. PV2-H5253) with a linear range of 0.5-8 ng/mL (QC tested).

Immobilized Human Nectin-2, Fc Tag (Cat. No. PV2-H5253) at 10 µg/mL (100 µL/well) can bind Biotinylated Human TIGIT, Fc Tag, Avi Tag with a linear range of 0.156-2.5 µg/mL (Routinely tested).

### Bioactivity-BLI



Loaded Human Nectin-2, Fc Tag (Cat. No. PV2-H5253) on Protein A Biosensor, can bind Human PVRIG, His Tag (Cat. No. PVG-H52H4) with an affinity constant of 0.456 µM as determined in BLI assay (ForteBio Octet Red96e) (Routinely tested).

### Background

Poliovirus receptor-related 2 (PVRL2) is also known as nectin-2 and CD112 (formerly herpesvirus entry mediator B, HVEB), which is a human plasma membrane glycoprotein. PVRL2 is one of the plasma membrane components of adherens junctions. PVRL2 also serves as an entry for certain mutant strains of herpes simplex virus and pseudorabies virus, and it is involved in cell to cell spreading of these viruses. Variations in PVRL2 gene have been associated with differences in the severity of multiple sclerosis. Also, PVRL2 binds with low affinity to TIGIT. Furthermore, PVRL2 acts as a receptor for herpes simplex virus 1 (HHV-1) mutant Rid1, herpes simplex virus 1 (HHV-2) and pseudorabies virus (PRV).

### Clinical and Translational Updates

Discounts, Gifts,  
and more!

