



Synonym

TNFRSF4,OX40,CD134,OX40L receptor,ACT35,TXGP1L

Source

Human OX40 Protein, Mouse IgG2a Fc Tag(OX0-H5252) is expressed from human 293 cells (HEK293). It contains AA Leu 29 - Ala 216 (Accession # [P43489-1](#)).

Predicted N-terminus: Leu 29

Molecular Characterization

OX40(Leu 29 - Ala 216) P43489-1	mFc(Glu 98 - Lys 330) P01863
------------------------------------	---------------------------------

This protein carries a mouse IgG2a Fc tag at the C-terminus.

The protein has a calculated MW of 47.1 kDa. The protein migrates as 58-66 kDa when calibrated against [Star Ribbon Pre-stained Protein Marker](#) under reducing (R) condition (SDS-PAGE) due to glycosylation.

Endotoxin

Less than 0.1 EU per µg by the LAL method.

Purity

>95% as determined by SDS-PAGE.

Formulation

Lyophilized from 0.22 µm filtered solution in PBS, pH7.4 with trehalose as protectant.

Contact us for customized product form or formulation.

Reconstitution

Please see Certificate of Analysis for specific instructions.

For best performance, we strongly recommend you to follow the reconstitution protocol provided in the CoA.

Storage

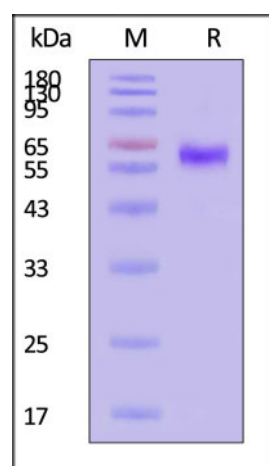
For long term storage, the product should be stored at lyophilized state at -20°C or lower.

Please avoid repeated freeze-thaw cycles.

This product is stable after storage at:

- -20°C to -70°C for 12 months in lyophilized state;
- -70°C for 3 months under sterile conditions after reconstitution.

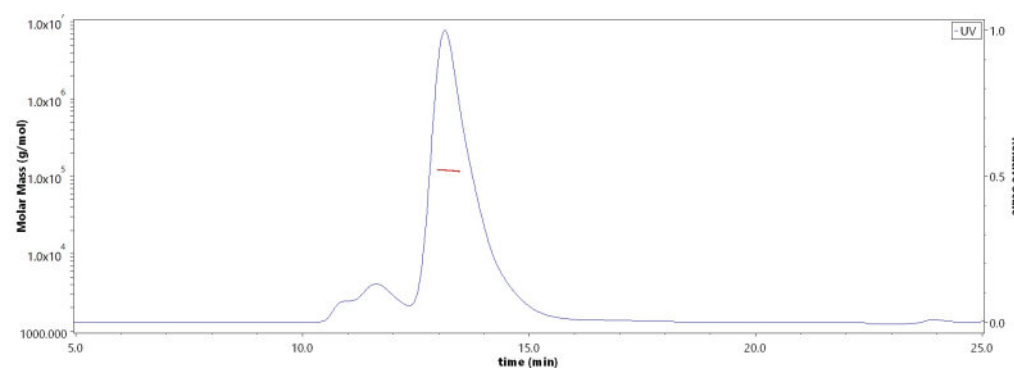
SDS-PAGE



Human OX40 Protein, Mouse IgG2a Fc Tag on SDS-PAGE under reducing (R) condition. The gel was stained with Coomassie Blue. The purity of the protein is greater than 95% (With [Star Ribbon Pre-stained Protein Marker](#)).

Bioactivity-ELISA

SEC-MALS

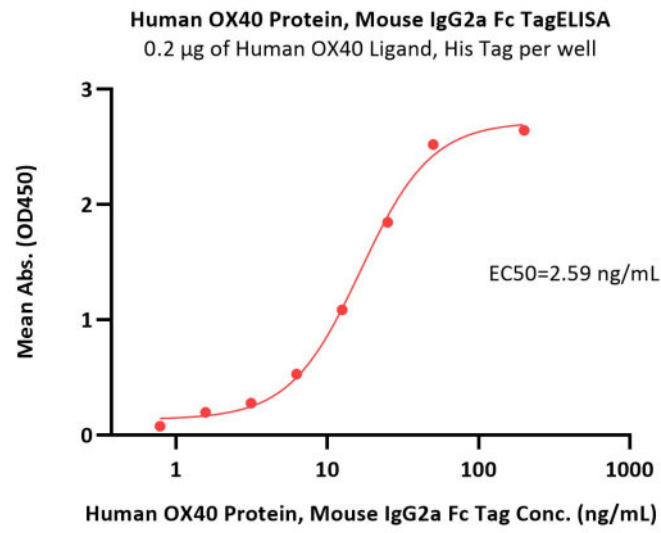


The purity of Human OX40 Protein, Mouse IgG2a Fc Tag (Cat. No. OX0-H5252) is more than 85% and the molecular weight of this protein is around 100-135 kDa verified by SEC-MALS.

[Report](#)

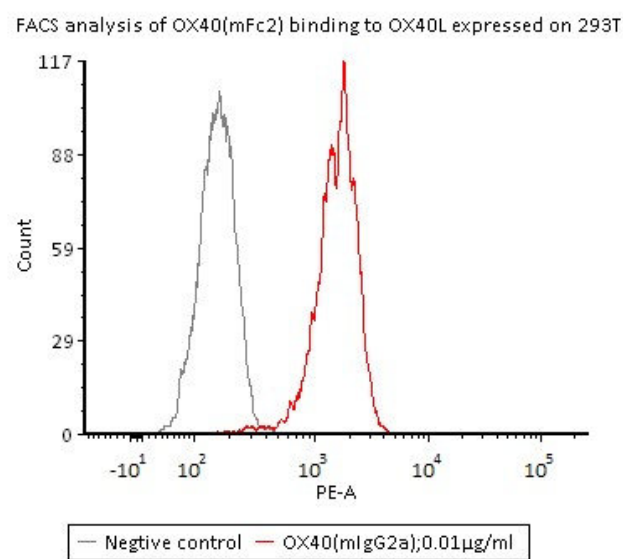
Discounts, Gifts,
and more!





Immobilized Human OX40 Ligand, His Tag (Cat. No. OXL-H52Q8) at 2 µg/mL (100 µL/well) can bind Human OX40 Protein, Mouse IgG2a Fc Tag (Cat. No. OX0-H5252) with a linear range of 0.78-25 ng/mL (QC tested).

Bioactivity-FACS



FACS assay shows that recombinant Human OX40 Protein, Mouse IgG2a Fc Tag (Cat. No. OX0-H5252) can bind to 293T cell overexpressing human OX40L. The concentration of OX40 is 0.01 µg/mL (Routinely tested).

Background

Tumor necrosis factor receptor superfamily member 4 (TNFRSF4) is also known as ACT35 antigen, OX40L receptor, TAX transcriptionally-activated glycoprotein 1 receptor, CD antigen CD134, OX40. OX40 / TNFRSF4 contains four TNFR-Cys repeats. TNFRSF4 is receptor for TNFSF4 / OX40L / GP34 and can interact with TRAF2, TRAF3 and TRAF5.

Clinical and Translational Updates

Discounts, Gifts,
and more!

