

**Synonym**

TNFRSF4,OX40,CD134,OX40L receptor,ACT35,TXGP1L

Source

Cynomolgus / Rhesus macaque OX40, His Tag (OX0-C5220) is expressed from human 293 cells (HEK293). It contains AA Lys 28 - Ala 214 (Accession # [XP_001090870.1](#)). In the region Lys 28 - Ala 214, the AA sequence of Cynomolgus and Rhesus macaque OX40 are homologous.

Predicted N-terminus: Lys 28

Molecular Characterization

OX40(Lys 28 - Ala 214)
XP_001090870.1 Poly-his

This protein carries a polyhistidine tag at the C-terminus.

The protein has a calculated MW of 22.1 kDa. The protein migrates as 33-50 kDa under reducing (R) condition (SDS-PAGE) due to glycosylation.

Endotoxin

Less than 1.0 EU per µg by the LAL method.

Purity

>95% as determined by SDS-PAGE.

Formulation

Lyophilized from 0.22 µm filtered solution in PBS, pH7.4 with trehalose as protectant.

Contact us for customized product form or formulation.

Reconstitution

Please see Certificate of Analysis for specific instructions.

For best performance, we strongly recommend you to follow the reconstitution protocol provided in the CoA.

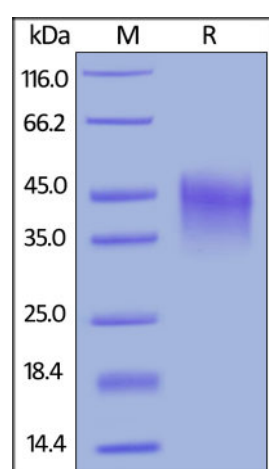
Storage

For long term storage, the product should be stored at lyophilized state at -20°C or lower.

Please avoid repeated freeze-thaw cycles.

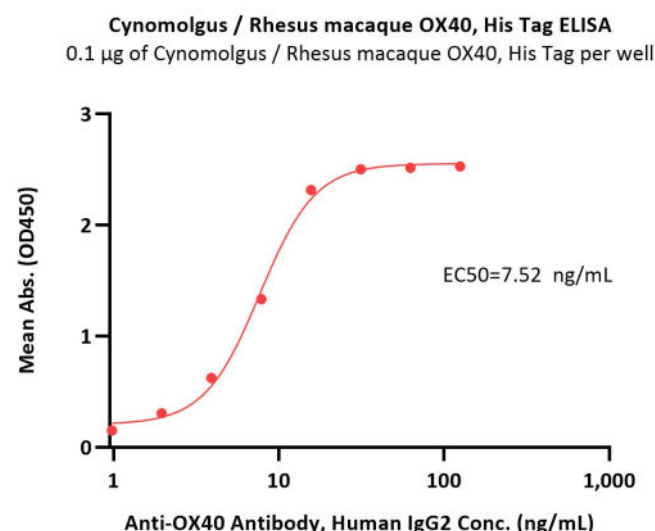
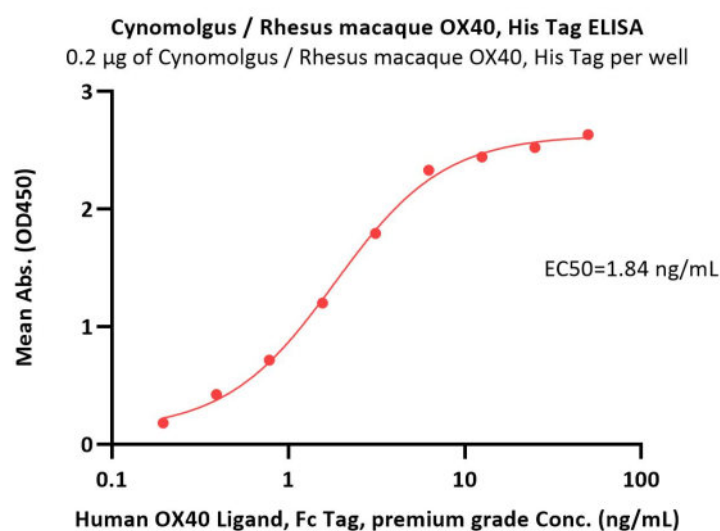
This product is stable after storage at:

- -20°C to -70°C for 12 months in lyophilized state;
- -70°C for 3 months under sterile conditions after reconstitution.

SDS-PAGE

Cynomolgus / Rhesus macaque OX40, His Tag on SDS-PAGE under reducing (R) condition. The gel was stained with Coomassie Blue. The purity of the protein is greater than 95%.

Bioactivity-ELISA**Discounts, Gifts,
and more!**



Immobilized Cynomolgus / Rhesus macaque OX40, His Tag (Cat. No. OX0-C5220) at 2 µg/mL (100 µL/well) can bind Human OX40 Ligand, Fc Tag, premium grade (Cat. No. OXL-H5266) with a linear range of 0.2-6 ng/mL (QC tested).

Immobilized Cynomolgus / Rhesus macaque OX40, His Tag (Cat. No. OX0-C5220) at 1 µg/mL (100 µL/well) can bind Anti-OX40 Antibody, Human IgG2 with a linear range of 2-16 ng/mL (Routinely tested).

Background

Tumor necrosis factor receptor superfamily member 4 (TNFRSF4) is also known as ACT35 antigen, OX40L receptor, TAX transcriptionally-activated glycoprotein 1 receptor, CD antigen CD134, OX40. OX40 / TNFRSF4 contains four TNFR-Cys repeats. TNFRSF4 is receptor for TNFSF4 / OX40L / GP34 and can interact with TRAF2, TRAF3 and TRAF5.

Clinical and Translational Updates

Discounts, Gifts,
and more!

