



**Source**

Influenza B [Austria/1359417/2021] Neuraminidase (NA) Protein, His Tag (NEE-V5245) is expressed from human 293 cells (HEK293). It contains AA Tyr 33 - Leu 466 (Accession # EPI\_ISL\_983345, GISAID).

Predicted N-terminus: His

**Molecular Characterization**

Poly-his Neuraminidase (NA)(Tyr 33 - Leu 466)  
EPI\_ISL\_983345

This protein carries a polyhistidine tag at the N-terminus.

The protein has a calculated MW of 55.7 kDa. The protein migrates as 65-80 kDa and 140 kDa when calibrated against [Star Ribbon Pre-stained Protein Marker](#) under reducing (R) condition (SDS-PAGE) due to glycosylation.

**Endotoxin**

Less than 1.0 EU per µg by the LAL method.

**Purity**

>90% as determined by SDS-PAGE.

**Formulation**

Supplied as 0.2 µm filtered solution in PBS, pH7.4 with trehalose as protectant.

Contact us for customized product form or formulation.

**Shipping**

*This product is supplied and shipped with dry ice, please inquire the shipping cost.*

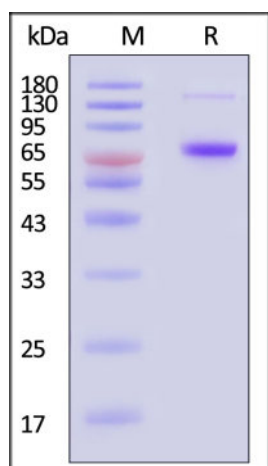
**Storage**

*Please avoid repeated freeze-thaw cycles.*

This product is stable after storage at:

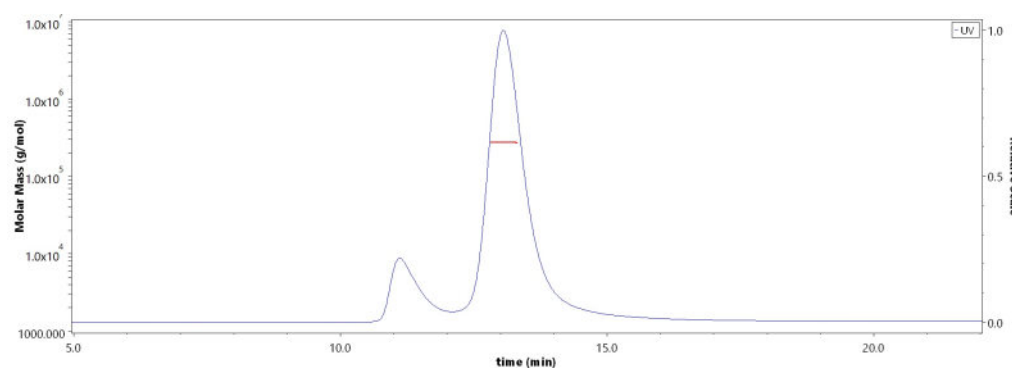
- The product MUST be stored at -70°C or lower upon receipt;
- -70°C for 3 months under sterile conditions.

**SDS-PAGE**



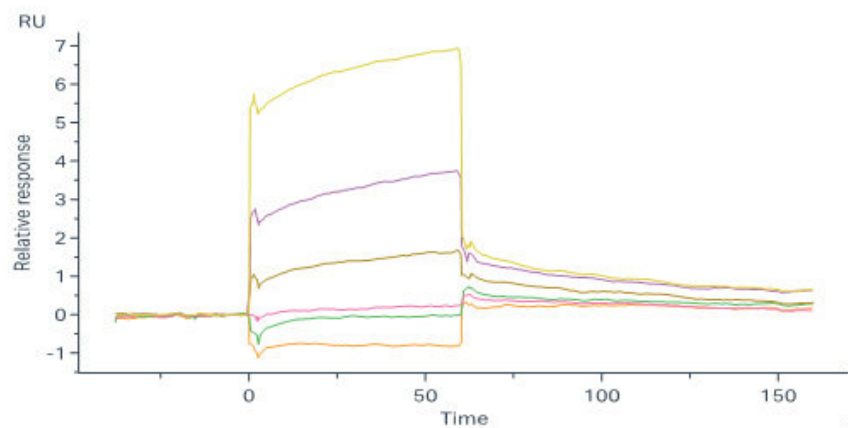
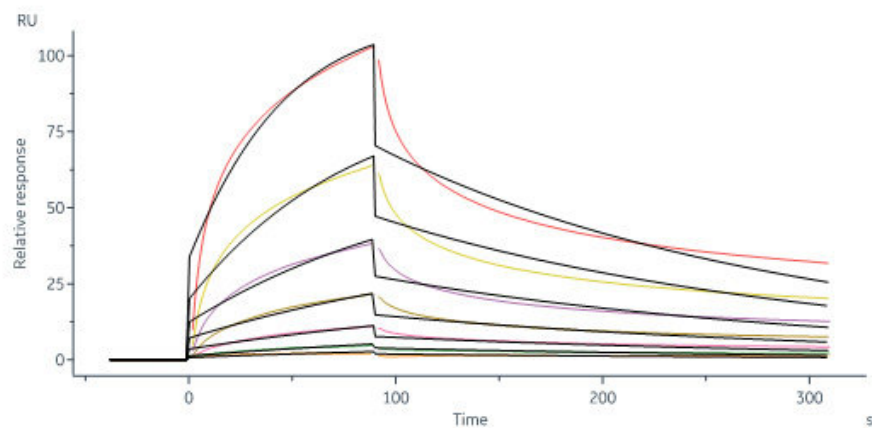
Influenza B [Austria/1359417/2021] Neuraminidase (NA) Protein, His Tag on SDS-PAGE under reducing (R) condition. The gel was stained with Coomassie Blue. The purity of the protein is greater than 90% (With [Star Ribbon Pre-stained Protein Marker](#)).

**SEC-MALS**



The purity of Influenza B [Austria/1359417/2021] Neuraminidase (NA) Protein, His Tag (Cat. No. NEE-V5245) is more than 85% and the molecular weight of this protein is around 260-290 kDa verified by SEC-MALS. [Report](#)

**Bioactivity-SPR**



Discounts, Gifts, and more!





a-Neu5Ac-PAA-biotin immobilized on SA Chip can bind Influenza B [Austria/1359417/2021] Neuraminidase (NA) Protein, His Tag (Cat. No. NEE-V5245) with an affinity constant of 59.7 nM as determined in a SPR assay (Biacore 8K) (QC tested).

Influenza B [Austria/1359417/2021] Neuraminidase (NA) Protein, His Tag (Cat. No. NEE-V5245) immobilized on CM5 Chip can bind N-Acetylneuraminic Acid (NANA, Neu5Ac) with an affinity constant of 0.518 mM as determined in a SPR assay (Biacore 8K) (Routinely tested).

## Background

Neuraminidase (NA) and hemagglutinin (HA) are major membrane glycoproteins found on the surface of influenza virus. Hemagglutinin binds to the sialic acid-containing receptors on the surface of host cells during initial infection and at the end of an infectious cycle. Neuraminidase, on the other hand, cleaves the HA-sialic acid bondage from the newly formed virions and the host cell receptors during budding. Neuraminidase thus is described as a receptor-destroying enzyme which facilitates virus release and efficient spread of the progeny virus from cell to cell.

## Clinical and Translational Updates

Discounts, Gifts,  
and more!

