



Synonym

Leucine-rich repeat-containing protein 15,LRRC15,LIB,hLib

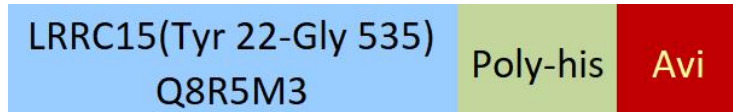
Source

Biotinylated Rat LRRC15 Protein, His,Avitag(LR5-R82E3) is expressed from human 293 cells (HEK293). It contains AA Tyr 22-Gly 535 (Accession #

[Q8R5M3](#)).

Predicted N-terminus: Tyr 22

Molecular Characterization



This protein carries a polyhistidine tag at the C-terminus, followed by an Avi tag (Avitag™).

The protein has a calculated MW of 61 kDa. The protein migrates as 70-90 kDa when calibrated against [Star Ribbon Pre-stained Protein Marker](#) under reducing (R) condition (SDS-PAGE) due to glycosylation.

Labeling

Biotinylation of this product is performed using Avitag™ technology. Briefly, the single lysine residue in the Avitag is enzymatically labeled with biotin.

Protein Ratio

Passed as determined by the HABA assay / binding ELISA.

Endotoxin

Less than 1.0 EU per µg by the LAL method.

Purity

>90% as determined by SDS-PAGE.

>90% as determined by SEC-MALS.

Formulation

Lyophilized from 0.22 µm filtered solution in PBS, pH7.4 with trehalose as protectant.

Contact us for customized product form or formulation.

Reconstitution

Please see Certificate of Analysis for specific instructions.

For best performance, we strongly recommend you to follow the reconstitution protocol provided in the CoA.

Storage

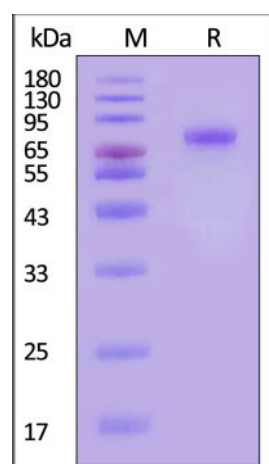
For long term storage, the product should be stored at lyophilized state at -20°C or lower.

Please avoid repeated freeze-thaw cycles.

This product is stable after storage at:

- -20°C to -70°C for 12 months in lyophilized state;
- -70°C for 3 months under sterile conditions after reconstitution.

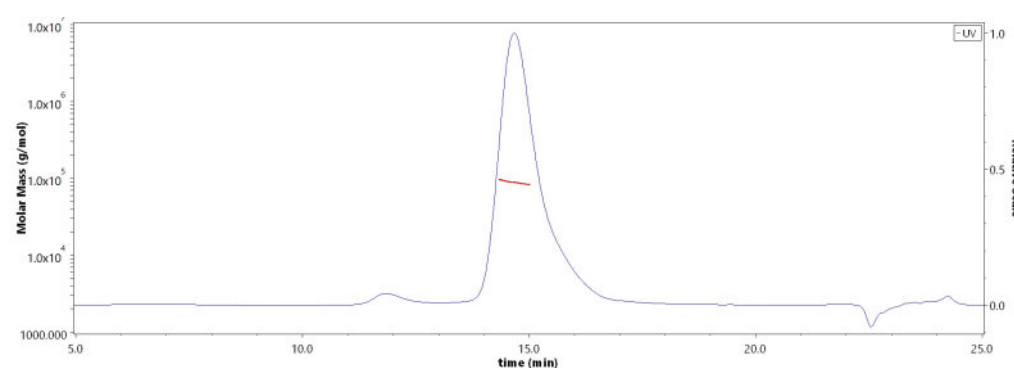
SDS-PAGE



Biotinylated Rat LRRC15 Protein, His,Avitag on SDS-PAGE under reducing (R) condition. The gel was stained with Coomassie Blue. The purity of the protein is greater than 90% (With [Star Ribbon Pre-stained Protein Marker](#)).

Bioactivity-ELISA

SEC-MALS

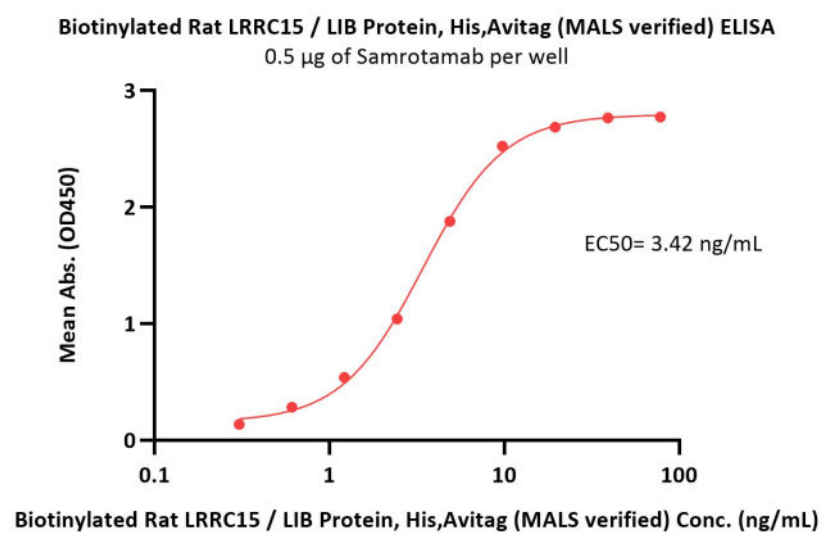


The purity of Biotinylated Rat LRRC15 Protein, His,Avitag (Cat. No. LR5-R82E3) is more than 90% and the molecular weight of this protein is around 75-95 kDa verified by SEC-MALS.

[Report](#)

Discounts, Gifts,
and more!





Immobilized Samrotamab at 5 µg/mL (100 µL/well) can bind Biotinylated Rat LRRC15 / LIB Protein, His,Avitag (MALS verified) (Cat. No. LR5-R82E3) with a linear range of 0.3-5 ng/mL (QC tested).

Background

LRRC15 (Leucine-rich repeat-containing protein 15) is also known as LIB and hLib. LRRC15 is highly expressed in a variety of solid tumors. LRRC15 was expressed on stromal fibroblasts in many solid tumors (e.g., breast, head and neck, lung, pancreatic) as well as directly on a subset of cancer cells of mesenchymal origin (e.g., sarcoma, melanoma, glioblastoma). LRRC15 expression was induced by TGFβ on activated fibroblasts (αSMA+) and on mesenchymal stem cells. These collective findings suggested LRRC15 as a novel CAF and mesenchymal marker with utility as a therapeutic target for the treatment of cancers with LRRC15-positive stromal desmoplasia or cancers of mesenchymal origin. ABBV-085 is a monomethyl auristatin E (MMAE)-containing antibody–drug conjugate (ADC) directed against LRRC15, and it demonstrated robust preclinical efficacy against LRRC15 stromal-positive/cancer-negative, and LRRC15 cancer-positive models as a monotherapy, or in combination with standard-of-care therapies.

Clinical and Translational Updates

Discounts, Gifts,
and more!

