

Synonym

IL21R,CD360,NILR

Source

Human IL-21 R, Fc Tag(ILR-H5257) is expressed from human 293 cells (HEK293). It contains AA Cys 20 - Pro 236 (Accession # [Q9HBE5-1](#)).

Predicted N-terminus: Cys 20

Molecular Characterization

IL-21 R(Cys 20 - Pro 236) Q9HBE5-1	Fc(Pro 100 - Lys 330) P01857
---------------------------------------	---------------------------------

This protein carries a human IgG1 Fc tag at the C-terminus

The protein has a calculated MW of 51.5 kDa. The protein migrates as 65-70 kDa under reducing (R) condition (SDS-PAGE) due to glycosylation.

Endotoxin

Less than 1.0 EU per µg by the LAL method.

Purity

>95% as determined by SDS-PAGE.

>90% as determined by SEC-MALS.

Formulation

Lyophilized from 0.22 µm filtered solution in PBS, pH7.4 with trehalose as protectant.

Contact us for customized product form or formulation.

Reconstitution

Please see Certificate of Analysis for specific instructions.

For best performance, we strongly recommend you to follow the reconstitution protocol provided in the CoA.


Storage

For long term storage, the product should be stored at lyophilized state at -20°C or lower.

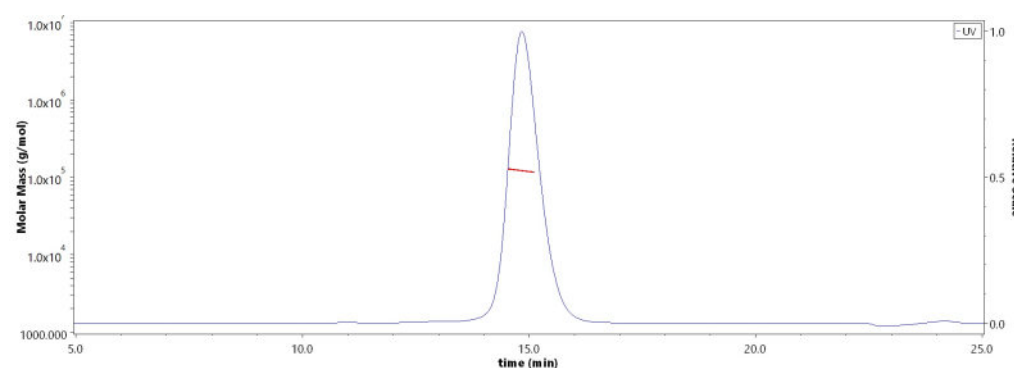
Please avoid repeated freeze-thaw cycles.

This product is stable after storage at:

- -20°C to -70°C for 12 months in lyophilized state;
- -70°C for 3 months under sterile conditions after reconstitution.

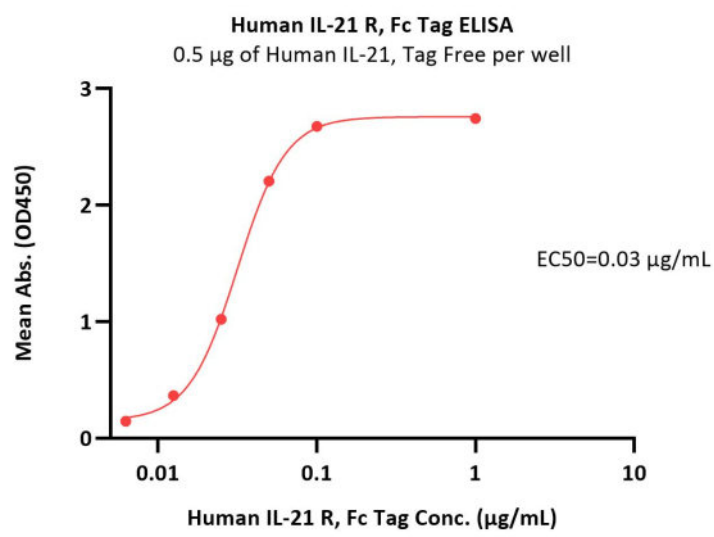
SDS-PAGE

Human IL-21 R, Fc Tag on SDS-PAGE under reducing (R) condition. The gel was stained overnight with Coomassie Blue. The purity of the protein is greater than 95%.

Bioactivity-ELISA**SEC-MALS**

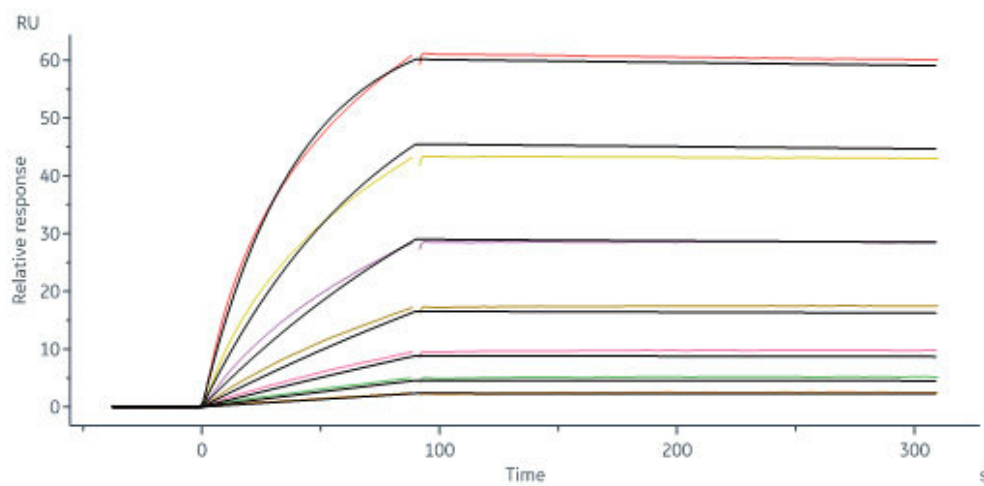
The purity of Human IL-21 R, Fc Tag (Cat. No. ILR-H5257) is more than 90% and the molecular weight of this protein is around 115-135 kDa verified by SEC-MALS.

[Report](#)



Immobilized Human IL-21, Tag Free (Cat. No. IL1-H5213) at 5 µg/mL (100 µL/well) can bind Human IL-21 R, Fc Tag (Cat. No. ILR-H5257) with a linear range of 0.006-0.05 µg/mL (QC tested).

Bioactivity-SPR



Human IL-21, Tag Free (Cat. No. IL1-H5213) immobilized on CM5 Chip can bind Human IL-21 R, Fc Tag (Cat. No. ILR-H5257) with an affinity constant of 0.412 nM as determined in a SPR assay (Biacore 8K) (Routinely tested).

Background

Interleukin-21 receptor (IL21R) is also known as CD antigen CD360, Novel interleukin receptor (NILR), is a receptor for interleukin-21 and belongs to the type I cytokine receptor family or type 4 subfamily. IL21R contains two fibronectin type-III domains. IL21R is selectively expressed in lymphoid tissues and most highly expressed in thymus and spleen. IL21R transduces the growth promoting signal of IL21, and is important for the proliferation and differentiation of T cells, B cells, and natural killer (NK) cells.

Clinical and Translational Updates

Please contact us via TechSupport@acrobiosystems.com if you have any question on this product.