

Synonym

IL5Ra,CD125

Source

Human IL-5 R alpha, His Tag(ILA-H52H4) is expressed from human 293 cells (HEK293). It contains AA Asp 21 - Glu 335 (Accession # [NP_000555](#)).

Predicted N-terminus: Asp 21

Molecular Characterization

IL-5 R alpha(Asp 21 - Glu 335) NP_000555	Poly-his
---	----------

This protein carries a polyhistidine tag at the C-terminus.

The protein has a calculated MW of 37.7 kDa. The protein migrates as 55-60 kDa when calibrated against [Star Ribbon Pre-stained Protein Marker](#) under reducing (R) condition (SDS-PAGE) due to glycosylation.

Endotoxin

Less than 1.0 EU per µg by the LAL method.

Purity

>90% as determined by SDS-PAGE.

>90% as determined by SEC-MALS.

Formulation

Lyophilized from 0.22 µm filtered solution in PBS, pH7.4 with trehalose as protectant.

Contact us for customized product form or formulation.

Reconstitution

Please see Certificate of Analysis for specific instructions.

For best performance, we strongly recommend you to follow the reconstitution protocol provided in the CoA.

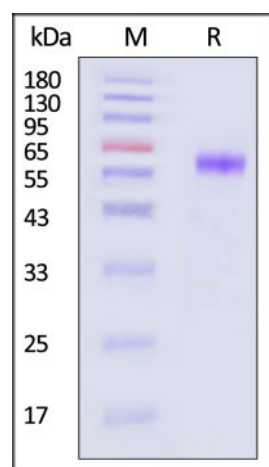
Storage

For long term storage, the product should be stored at lyophilized state at -20°C or lower.

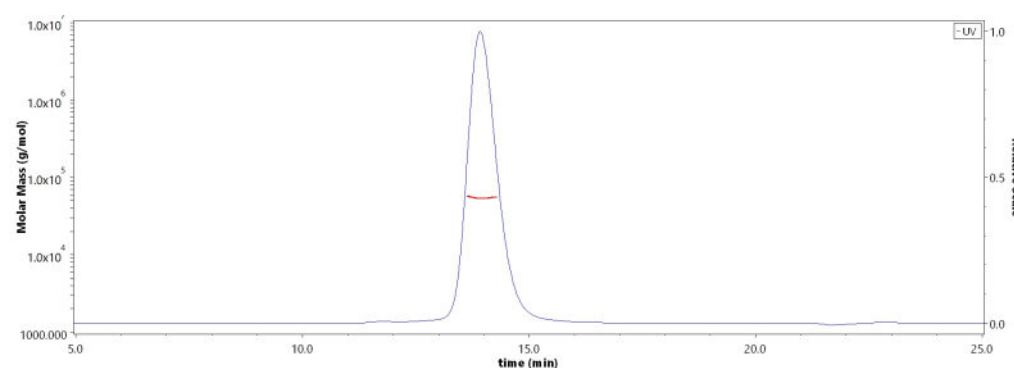
Please avoid repeated freeze-thaw cycles.

This product is stable after storage at:

- -20°C to -70°C for 12 months in lyophilized state;
- -70°C for 3 months under sterile conditions after reconstitution.

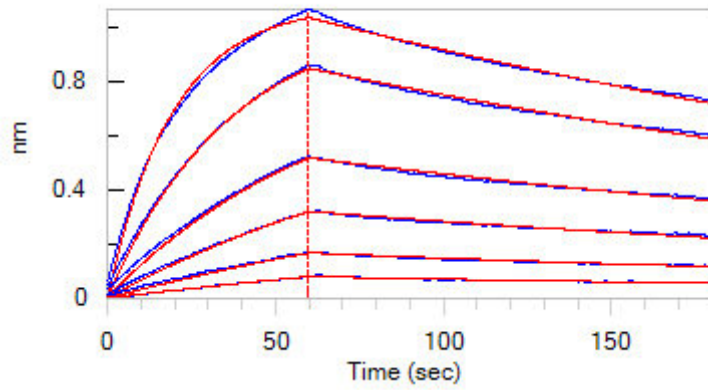
SDS-PAGE

Human IL-5 R alpha, His Tag on SDS-PAGE under reducing (R) condition. The gel was stained with Coomassie Blue. The purity of the protein is greater than 90% (With [Star Ribbon Pre-stained Protein Marker](#)).

Bioactivity-BLI**SEC-MALS**

The purity of Human IL-5 R alpha, His Tag (Cat. No. ILA-H52H4) is more than 90% and the molecular weight of this protein is around 48-63 kDa verified by SEC-MALS.

[Report](#)



Loaded Biotinylated Human IL-5, His,Avitag (Cat. No. IL5-H82Q5) on SA Biosensor, can bind Human IL-5 R alpha, His Tag (Cat. No. ILA-H52H4) with an affinity constant of 12.6 nM as determined in BLI assay (ForteBio Octet Red96e) (QC tested).

Background

Interleukin-5 receptor subunit alpha (IL5RA) is also known as IL-5 receptor subunit alpha, IL-5R subunit alpha and CD125, which is a single-pass type I membrane protein that belongs to the type I cytokine receptor family and type 5 subfamily. IL5R, a heterodimer of an alpha and a beta subunit, is expressed on eosinophils and basophils. IL5RA / CD125 is the receptor for interleukin-5 (IL5) and the alpha chain can bind to IL5. The WSXWS motif of IL5RA appears to be necessary for proper protein folding and thereby efficient intracellular transport and cell-surface receptor binding. The beta subunit of IL5R is common to the IL3, IL5 and GM-CSF receptors.

Clinical and Translational Updates

Please contact us via TechSupport@acrobiosystems.com if you have any question on this product.