



Synonym

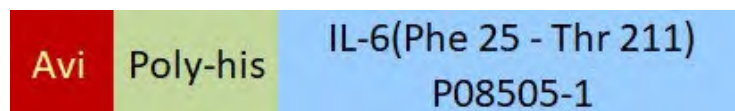
IL6, Interleukin-6, BSF2, HSF, IFNB2

Source

Biotinylated Mouse IL-6, Avitag, His Tag (IL6-M82Q7) is expressed from human 293 cells (HEK293). It contains AA Phe 25 - Thr 211 (Accession # [P08505-1](#)).

Predicted N-terminus: Gly

Molecular Characterization



This protein carries an Avi tag (Avitag™) at the N-terminus, followed by a polyhistidine tag.

The protein has a calculated MW of 25.3 kDa. The protein migrates as 28-35 kDa under reducing (R) condition (SDS-PAGE) due to glycosylation.

Labeling

Biotinylation of this product is performed using Avitag™ technology. Briefly, the single lysine residue in the Avitag is enzymatically labeled with biotin.

Protein Ratio

Passed as determined by the HABA assay / binding ELISA.

Endotoxin

Less than 1.0 EU per µg by the LAL method.

Purity

>90% as determined by SDS-PAGE.

Formulation

Lyophilized from 0.22 µm filtered solution in PBS, pH7.4 with trehalose as protectant.

Contact us for customized product form or formulation.

Reconstitution

Please see Certificate of Analysis for specific instructions.

For best performance, we strongly recommend you to follow the reconstitution protocol provided in the CoA.

Storage

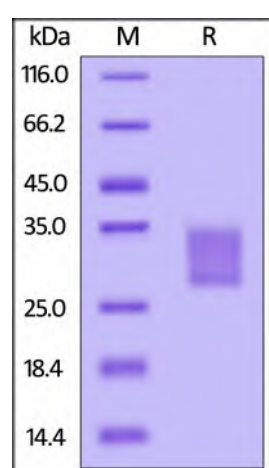
For long term storage, the product should be stored at lyophilized state at -20°C or lower.

Please avoid repeated freeze-thaw cycles.

This product is stable after storage at:

- -20°C to -70°C for 12 months in lyophilized state;
- -70°C for 3 months under sterile conditions after reconstitution.

SDS-PAGE

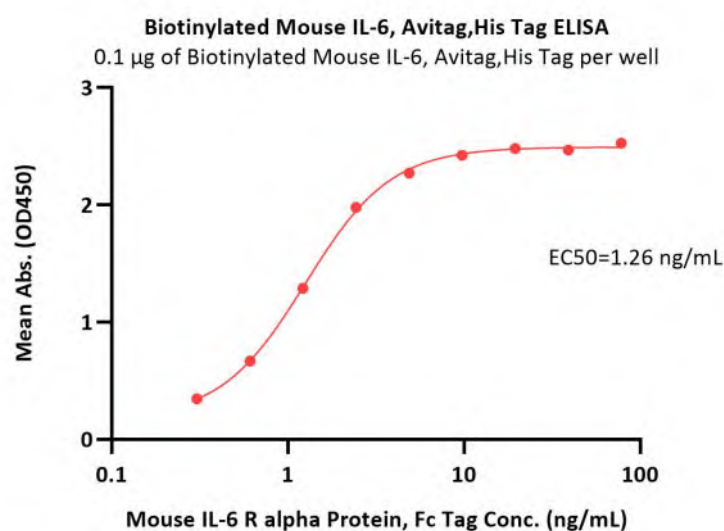


Biotinylated Mouse IL-6, Avitag, His Tag on SDS-PAGE under reducing (R) condition. The gel was stained with Coomassie Blue. The purity of the protein is greater than 90%.

Bioactivity-ELISA

Discounts, Gifts,
and more!





Immobilized Biotinylated Mouse IL-6, Avitag, His Tag (Cat. No. IL6-M82Q7) at 1 µg/mL (100 µL/well) on streptavidin pre-coated (STN-N5116) can bind Mouse IL-6 R alpha Protein, Fc Tag (Cat. No. ILR-M5255) with a linear range of 0.3-2 ng/mL (QC tested).

Background

Interleukin 6 (IL-6) is also known as HGF, BSF2, HSF, IFNB2 and IL-6, originally identified as a B cell differentiation factor, is a multifunctional cytokine that regulates immune responses, hematopoiesis, acute phase responses, and inflammatory reactions. It is secreted by T cells, macrophages, monocytes, fibroblasts, endothelial cells, et al. to stimulate immune response to trauma, especially burns or other tissue damage leading to inflammation. Interleukin 6 has been shown to interact with interleukin-6 receptor and glycoprotein. IL-6 is relevant to many disease processes such as diabetes, atherosclerosis, depression, Alzheimer's Disease, systemic lupus erythematosus, prostate cancer and rheumatoid arthritis. Advanced/metastatic cancer patients have higher levels of IL-6 in their blood. Hence there is an interest in developing anti-IL-6 agents as therapy against many of these diseases.

Clinical and Translational Updates

Please contact us via TechSupport@acrobiosystems.com if you have any question on this product.

Discounts, Gifts,
and more!

