



Synonym

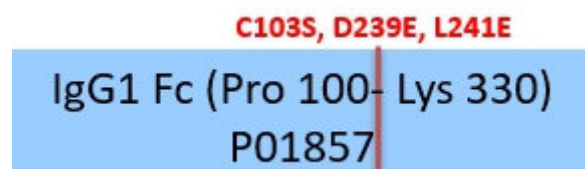
IgG1

Source

Human IgG1 Fc (C103S, D239E, L241E), Tag Free(IG1-H52H1) is expressed from human 293 cells (HEK293). It contains AA Pro 100 - Lys 330 (Accession # [P01857-1](#)).

Predicted N-terminus: Pro 100

Molecular Characterization



This protein carries no "tag".

The protein has a calculated MW of 26 kDa. The protein migrates as 31-33 kDa under reducing (R) condition (SDS-PAGE) due to glycosylation.

Endotoxin

Less than 1.0 EU per µg by the LAL method.

Purity

>95% as determined by SDS-PAGE.

>95% as determined by SEC-MALS.

Formulation

Lyophilized from 0.22 µm filtered solution in PBS, pH7.4 with trehalose as protectant.

Contact us for customized product form or formulation.

Reconstitution

Please see Certificate of Analysis for specific instructions.

For best performance, we strongly recommend you to follow the reconstitution protocol provided in the CoA.

Storage


For long term storage, the product should be stored at lyophilized state at -20°C or lower.

Please avoid repeated freeze-thaw cycles.

This product is stable after storage at:

- -20°C to -70°C for 12 months in lyophilized state;
- -70°C for 3 months under sterile conditions after reconstitution.

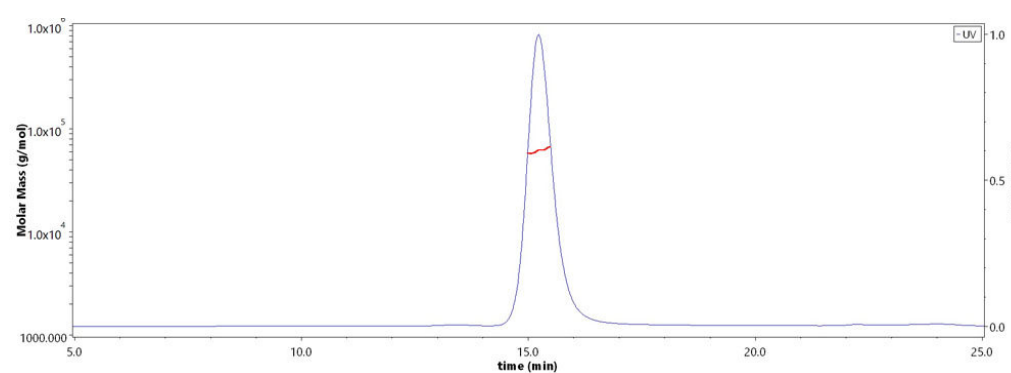
SDS-PAGE



Human IgG1 Fc (C103S, D239E, L241E), Tag Free on SDS-PAGE under reducing (R) condition. The gel was stained with Coomassie Blue. The purity of the protein is greater than 95%.

Bioactivity-ELISA

SEC-MALS

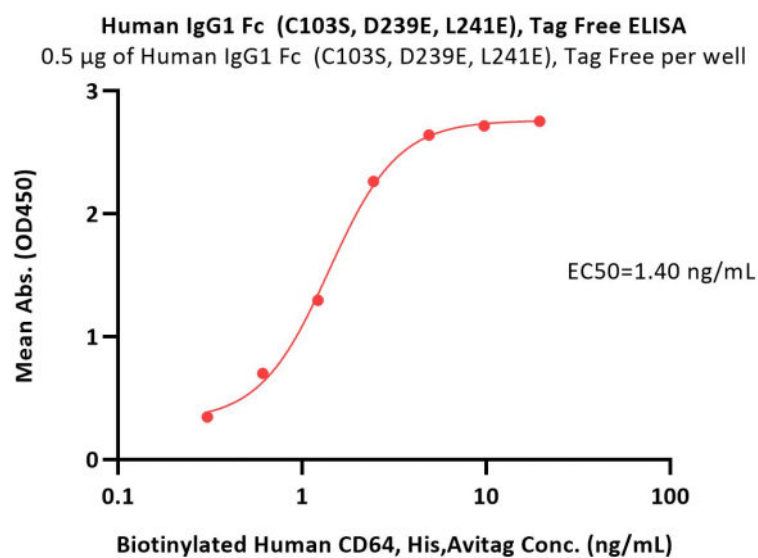


The purity of Human IgG1 Fc (C103S, D239E, L241E), Tag Free (Cat. No. IG1-H52H1) is more than 95% and the molecular weight of this protein is around 52-70 kDa verified by SEC-MALS.

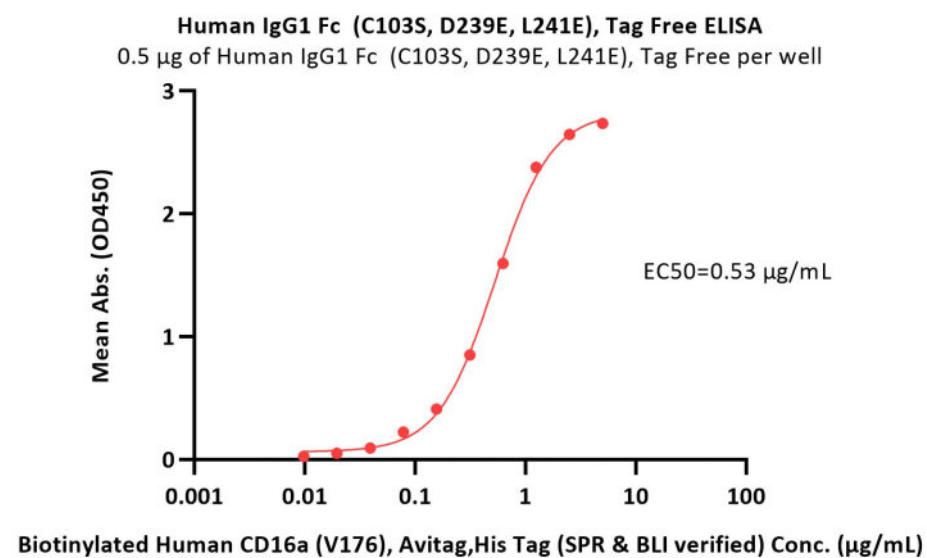
[Report](#)

Discounts, Gifts,
and more!





Immobilized Human IgG1 Fc (C103S, D239E, L241E), Tag Free (Cat. No. IG1-H52H1) at 5 µg/mL (100 µL/well) can bind Biotinylated Human CD64, His,Avitag (Cat. No. FCA-H82E8) with a linear range of 0.3-2 ng/mL (QC tested).



Immobilized Human IgG1 Fc (C103S, D239E, L241E), Tag Free (Cat. No. IG1-H52H1) at 5 µg/mL (100 µL/well) can bind Biotinylated Human CD16a (V176), Avitag,His Tag (Cat. No. CDA-H82E9) with a linear range of 0.02-0.625 µg/mL (Routinely tested).

Background

Crystallizable fragments composed of the carboxy-terminal halves of both IMMUNOGLOBULIN HEAVY CHAINS linked to each other by disulfide bonds. Fc fragments contain the carboxy-terminal parts of the heavy chain constant regions that are responsible for the effector functions of an immunoglobulin (COMPLEMENT fixation, binding to the cell membrane via FC RECEPTORS, and placental transport). IgG1 Fc was reported has a novel role as a potential anti-inflammatory drug for treatment of human autoimmune diseases.

Clinical and Translational Updates

Please contact us via TechSupport@acrobiosystems.com if you have any question on this product.

Discounts, Gifts,
and more!

