



Source

Monoclonal Anti-Influenza Virus HA broadly Antibody, Human IgG1 (6E8) is a chimeric monoclonal antibody recombinantly expressed from HEK293, which combines the variable region of a mouse monoclonal antibody with Human constant domain.

Clone

6E8

Species

Mouse

Isotype

Human IgG1 | Human Kappa

Conjugate

Unconjugated

Antibody Type

Recombinant Monoclonal

Reactivity

Virus

Immunogen

Recombinant Influenza A [A/Wisconsin/588/2019 (H1N1)] HA is expressed from human 293 cells.

Specificity

Specifically recognizes influenza A virus (A/Wisconsin/588/2019 (H1N1)) Hemagglutinin (HA), Has cross-reactivity in ELISA with: Influenza A [A/Bangkok/1/1979 (H3N2)] HA Protein (Cat# HA2-V52H3), Influenza A [A/Darwin/6/2021 (H3N2)] HA Protein (Cat# HA2-V52H5), Influenza A [A/guinea fowl/Hong Kong/WF10/99(H9N2)] HA1 Protein (Cat# HA1-V52H5), Influenza A [A/Darwin/9/2021 (H3N2)] HA Protein (Cat# HA2-V52H6), Influenza A [A/guinea fowl/Hong Kong/WF10/99(H9N2)] Hemagglutinin (HA) Protein (Cat# HA2-V52H7), Influenza A [Sydney/5/2021 (H1N1)] HA Protein (Cat# HA1-V52H4), Influenza B [Phuket/3073/2013 (B/Yamagata lineage)] HA Protein (Cat# HAE-V52H4), Influenza B [Austria/1359417/2021] HA Protein (Cat# HAE-V52H3), Influenza A (A/Shanghai/02/2013(H7N9)) Hemagglutinin (HA) Protein (Cat# HA9-V52H3), Influenza A (turkey/Germany-MV/R2472/2014(H5N8)) HA Protein (Cat# HA8-V52H3), Influenza A [Victoria/4897/2022] Hemagglutinin (HA) Protein (Cat# HA1-V52H8), Influenza A [Wisconsin/67/2022] Hemagglutinin (HA) Protein (Cat# HA1-V52H7).

Purity

>95% as determined by SDS-PAGE.

>90% as determined by SEC-MALS.

Purification

Protein A purified/ Protein G purified

Formulation

Lyophilized from 0.22 µm filtered solution in PBS, pH7.4 with trehalose as protectant.

Contact us for customized product form or formulation.

Reconstitution

Please see Certificate of Analysis for specific instructions.

For best performance, we strongly recommend you to follow the reconstitution protocol provided in the CoA.

Storage

For long term storage, the product should be stored at lyophilized state at -20°C or lower.

Please avoid repeated freeze-thaw cycles.

This product is stable after storage at:

- -20°C to -70°C for 12 months in lyophilized state;
- -70°C for 3 months under sterile conditions after reconstitution.

Discounts, Gifts,
and more!





Application

Application	Recommended Usage
ELISA	0.06-8 ng/mL

Cross Verification

This product can cross in Elisa with

Influenza A [Sydney/5/2021 (H1N1)] HA Protein, His Tag (Cat. No. HA1-V52H4).

Influenza A [A/Darwin/6/2021 (H3N2)] HA Protein, His Tag (Cat. No. HA2-V52H5).

This product No cross-reactivity in ELISA with

Influenza A [A/Darwin/9/2021 (H3N2)] HA Protein, His Tag (Cat. No. HA2-V52H6).

Influenza A (Vietnam/1194/2004(H5N1)) Hemagglutinin (HA) Protein, His Tag (Cat. No. TLA-H5243).

Influenza A (Guangdong/18SF020(H5N6)) Hemagglutinin (HA) Protein, His Tag (Cat. No. HA6-V52H3).

Influenza A (turkey/Germany-MV/R2472/2014(H5N8)) HA Protein, His Tag (Cat. No. HA8-V52H3).

Influenza A (A/Shanghai/02/2013(H7N9)) Hemagglutinin (HA) Protein, His Tag (Cat. No. TLA-H5243).


Influenza A [A/guinea fowl/Hong Kong/WF10/99(H9N2)] Hemagglutinin (HA) Protein, His Tag (Cat. No. HA2-V52H7).

Influenza B [Austria/1359417/2021 (B/Victoria lineage)] Hemagglutinin (HA) Protein, His Tag (Cat. No. HAE-V52H3).

Influenza B [Phuket/3073/2013 (B/Yamagata lineage)] HA Protein, His Tag (Cat. No. HAE-V52H4).

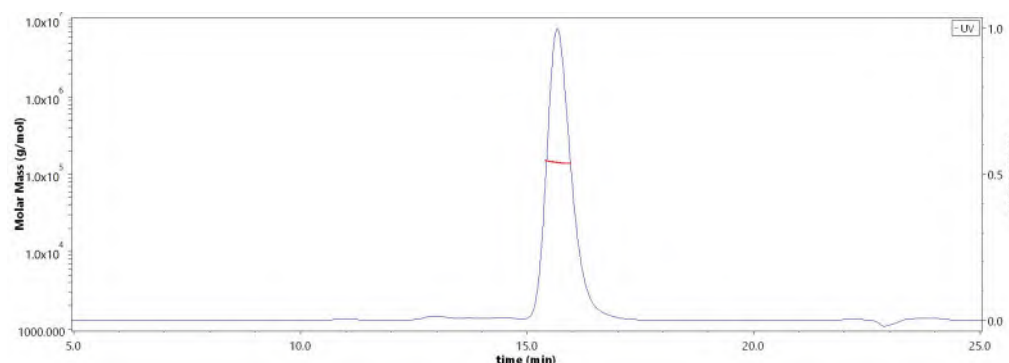
Influenza A [A/Hong Kong/483/97 (H5N1)] HA, His Tag (Cat. No. HA1-V5229)

SDS-PAGE



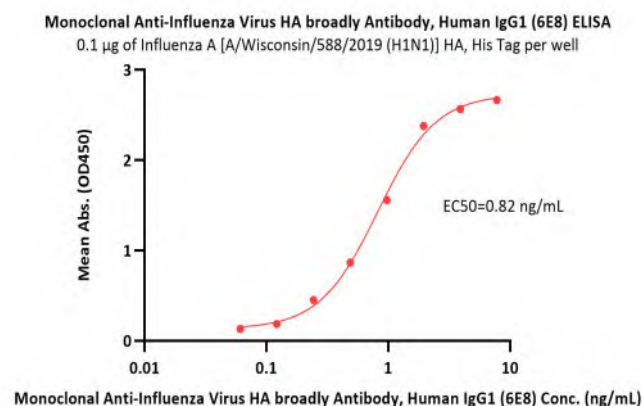
Monoclonal Anti-Influenza Virus HA broadly Antibody, Human IgG1 (6E8) on SDS-PAGE under reducing (R) condition. The gel was stained with Coomassie Blue. The purity of the protein is greater than 95% (With [Star Ribbon Pre-stained Protein Marker](#)).

SEC-MALS



The purity of Monoclonal Anti-Influenza Virus HA broadly Antibody, Human IgG1 (6E8) (Cat. No. HA1-MY2096) is more than 90% and the molecular weight of this protein is around 135-160 kDa verified by SEC-MALS. [Report](#)

Bioactivity-ELISA



Discounts, Gifts,
and more!





Immobilized Influenza A [A/Wisconsin/588/2019 (H1N1)] HA, His Tag (Cat. No. HA1-V52H3) at 1 µg/mL (100 µL/well) can bind Monoclonal Anti-Influenza Virus HA broadly Antibody, Human IgG1 (6E8) (Cat. No. HA1-MY2096) with a linear range of 0.06-2 ng/mL (QC tested).

Background

Influenza, commonly known as 'the flu', is an infectious disease of birds and mammals caused by RNA viruses of the family Orthomyxoviridae, the influenza viruses. The virus is divided into three main types (Influenzavirus A, Influenzavirus B, and Influenzavirus C), which are distinguished by differences in two major internal proteins (hemagglutinin (HA) and neuraminidase (NA)), which are the most important targets for the immune system. Hemagglutinin binds to the sialic acid-containing receptors on the surface of host cells during initial infection and at the end of an infectious cycle which makes it a great target for vaccine studies.

Clinical and Translational Updates

Discounts, Gifts,
and more!

