

**Synonym**

GPC3,OCI5,Glypican-3,GTR2-2,MXR7,DGSX,SDYS ,SGB,SGBS,SGBS1

**Source**

Cynomolgus Glypican 3, Fc Tag(GP3-C5256) is expressed from human 293 cells (HEK293). It contains AA Gln 25 - His 559 (Accession # [XP\\_005594665.1](#)).

Predicted N-terminus: Gln 25 & Ser 359

**Molecular Characterization**

Glypican 3(Gln 25 - His 559) XP_005594665.1	Fc(Pro 100 - Lys 330) P01857
--	---------------------------------

This protein carries a human IgG1 Fc tag at the C-terminus.

This protein contains a furin-like convertase cleavage site, 355-RQYR-358, and will be partially processed into N and C-terminal fragment with calculated MW of 38.1 kDa and 49.4 kDa respectively. The protein migrates as 40 kDa, 60 kDa and 100-120 kDa under reducing (R) condition (SDS-PAGE) due to glycosylation.

**Endotoxin**

Less than 1.0 EU per µg by the LAL method.

**Purity**

>90% as determined by SDS-PAGE.

**Formulation**

Lyophilized from 0.22 µm filtered solution in Tris with Glycine, Arginine and NaCl, pH7.5 with trehalose as protectant.

Contact us for customized product form or formulation.

**Reconstitution**

Please see Certificate of Analysis for specific instructions.

*For best performance, we strongly recommend you to follow the reconstitution protocol provided in the CoA.*


**Storage**

For long term storage, the product should be stored at lyophilized state at -20°C or lower.

*Please avoid repeated freeze-thaw cycles.*

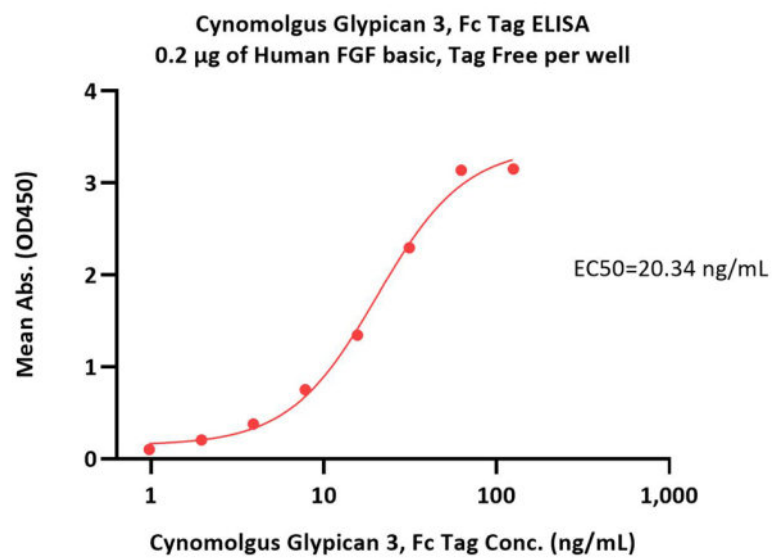
This product is stable after storage at:

- -20°C to -70°C for 12 months in lyophilized state;
- -70°C for 3 months under sterile conditions after reconstitution.

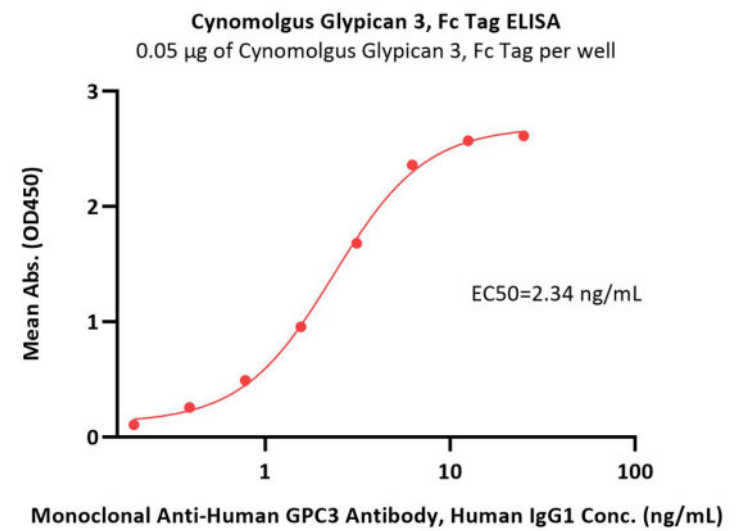
**SDS-PAGE**

Cynomolgus Glypican 3, Fc Tag on SDS-PAGE under reducing (R) condition. The gel was stained overnight with Coomassie Blue. The purity of the protein is greater than 90%.

**Bioactivity-ELISA**



Immobilized Human FGF basic, premium grade (Cat. No. BFF-H4117) at 2 µg/mL (100 µL/well) can bind Cynomolgus Glypican 3, Fc Tag (Cat. No. GP3-C5256) with a linear range of 1-31 ng/mL (QC tested).



Immobilized Cynomolgus Glypican 3, Fc Tag (Cat. No. GP3-C5256) at 0.5 µg/mL (100 µL/well) can bind Monoclonal Anti-Human GPC3 Antibody, Human IgG1 with a linear range of 0.2-3 ng/mL (Routinely tested).

## Background

Glypican-3 (GPC3) is also known as Intestinal protein OCI-5, GTR2-2, MXR7, which belongs to the glypican family. Glypican 3 / GPC-3 is highly expressed in lung, liver and kidney. Glypican-3 inhibits the dipeptidyl peptidase activity of DPP4. Glypican-3 may be involved in the suppression/modulation of growth in the predominantly mesodermal tissues and organs, and also may play a role in the modulation of IGF2 interactions with its receptor and thereby modulate its function.

## Clinical and Translational Updates

Please contact us via [TechSupport@acrobiosystems.com](mailto:TechSupport@acrobiosystems.com) if you have any question on this product.