



Source

Rabbit Anti-Mouse FMC63 Polyclonal Antibody is a polyclonal antibody purified from rabbit serum.

Species

Rabbit

Conjugate

Unconjugated

Reactivity

Mouse

Immunogen

FMC63 scFv.

Specificity

Recognizes FMC63 scFv specifically.

Application

Application	Recommended Usage
ELISA	0.1-10 ng/mL

Purity

>90% as determined by SDS-PAGE.

>90% as determined by SEC-MALS.

Purification

Protein A purified/ Protein G purified

Formulation

Lyophilized from 0.22 µm filtered solution in PBS, pH7.4 with trehalose as protectant.

Contact us for customized product form or formulation.

Reconstitution

Please see Certificate of Analysis for specific instructions.

For best performance, we strongly recommend you to follow the reconstitution protocol provided in the CoA.

Storage


For long term storage, the product should be stored at lyophilized state at -20°C or lower.

Please avoid repeated freeze-thaw cycles.

This product is stable after storage at:

- -20°C to -70°C for 12 months in lyophilized state;
- -70°C for 3 months under sterile conditions after reconstitution.

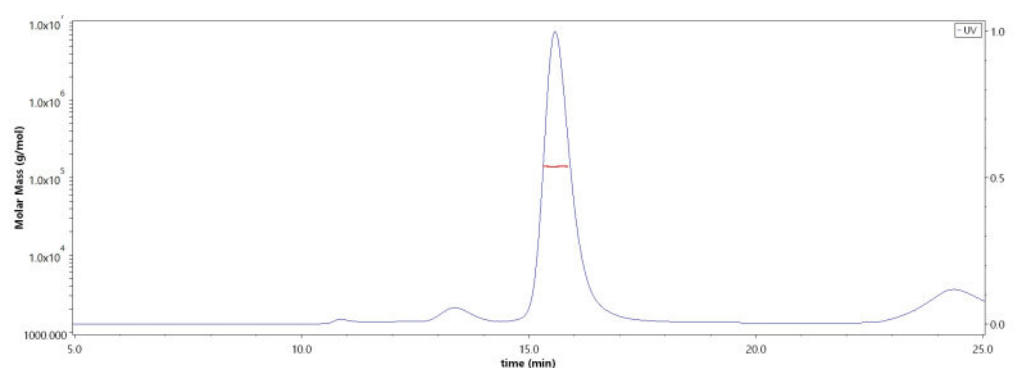
SDS-PAGE



Rabbit Anti-Mouse FMC63 Polyclonal Antibody on SDS-PAGE under reducing (R) condition. The gel was stained with Coomassie Blue. The purity of the protein is greater than 90%.

Bioactivity-ELISA

SEC-MALS

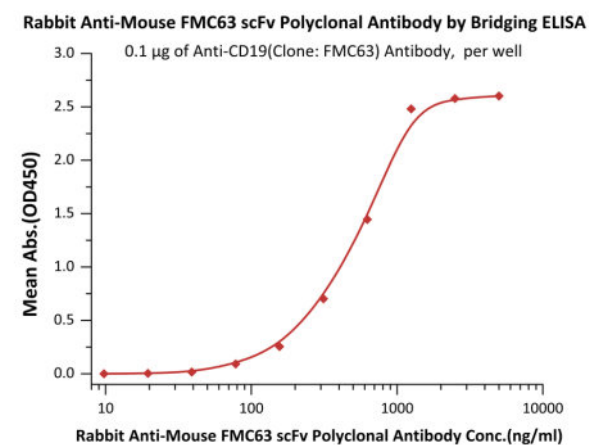
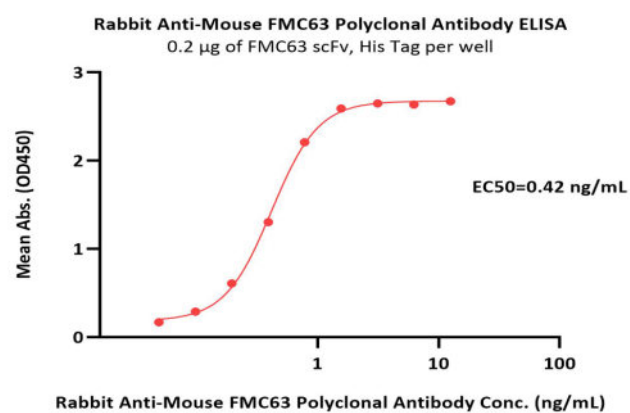


The purity of Rabbit Anti-Mouse FMC63 Polyclonal Antibody (Cat. No. FM3-S93) is more than 90% and the molecular weight of this protein is around 130-145 kDa verified by SEC-MALS.

[Report](#)

Discounts, Gifts,
and more!





Immobilized FMC63 scFv, His Tag (Cat. No. CD9-M52Hb) at 2 µg/mL (100 µL/well) can bind Rabbit Anti-Mouse FMC63 Polyclonal Antibody (Cat. No. FM3-S93) with a linear range of 0.098-0.78 ng/mL (QC tested).

Immobilized anti-CD19 antibody (Clone: FMC63) at 1 µg/mL, add increasing concentrations of Rabbit Anti-Mouse FMC63 Polyclonal Antibody (Cat. No. FM3-S93) and then add Biotinylated anti-CD19 antibody (Clone: FMC63) at 2 µg/mL. Detection was performed using HRP-conjugated streptavidin with sensitivity of 78 ng/mL (QC tested).

Background

FMC63 is an IgG2a mouse monoclonal antibody specific for CD19, which is a target for the immunotherapy of B lineage leukaemias and lymphomas. FMC63 scFv is the most commonly used ectodomain component of CD19-specific CARs. So far, most of reported CART19 trials contain the anti-CD19 scFv derived from FMC63, including the two FDA-approved CARs Kymriah and Yescarta.

Clinical and Translational Updates

Discounts, Gifts,
and more!

