



Synonym

Flt-4,FLT4,LMPH1A,PCLFLT41,VEGFR3,VEGFR-3,FLT-4,FLT-41,FLT41,PCL

Source

Human VEGF R3, Fc Tag(FL4-H5251) is expressed from human 293 cells (HEK293). It contains AA Tyr 25 - Ile 776 (Accession # [NP_002011.2](#)). Predicted N-terminus: Tyr 25

Molecular Characterization

VEGF R3(Tyr 25 - Ile 776) NP_002011.2	Fc(Pro 100 - Lys 330) P01857
------------------------------------------	---------------------------------

This protein carries a human IgG1 Fc tag at the C-terminus.

The protein has a calculated MW of 111.2 kDa. The protein migrates as 140-160 kDa under reducing (R) condition, and 280-320 kDa under non-reducing (NR) condition (SDS-PAGE) due to glycosylation.

Endotoxin

Less than 1.0 EU per µg by the LAL method.

Purity

>95% as determined by SDS-PAGE.

Formulation

Lyophilized from 0.22 µm filtered solution in Tris with Glycine, Arginine and NaCl, pH7.5 with trehalose as protectant.

Contact us for customized product form or formulation.

Reconstitution

Please see Certificate of Analysis for specific instructions.

For best performance, we strongly recommend you to follow the reconstitution protocol provided in the CoA.

Storage


For long term storage, the product should be stored at lyophilized state at -20°C or lower.

Please avoid repeated freeze-thaw cycles.

This product is stable after storage at:

- -20°C to -70°C for 12 months in lyophilized state;
- -70°C for 3 months under sterile conditions after reconstitution.

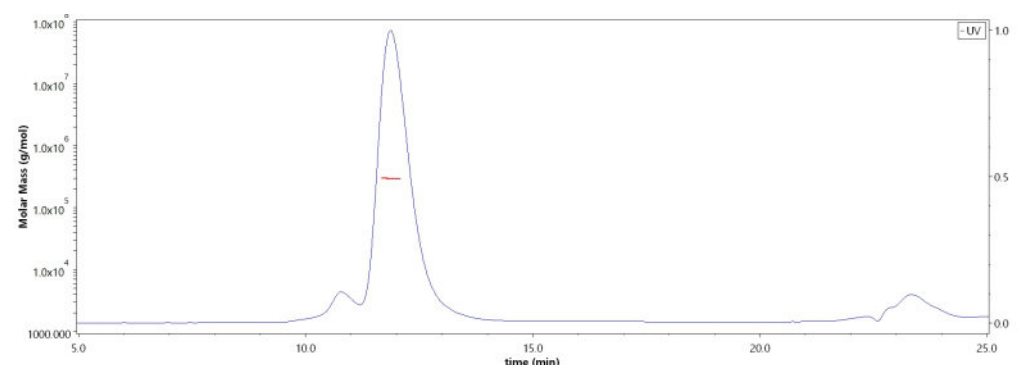
SDS-PAGE



Human VEGF R3, Fc Tag on SDS-PAGE under reducing (R) and non-reducing (NR) conditions. The gel was stained with Coomassie Blue. The purity of the protein is greater than 95%.

Bioactivity-ELISA

SEC-MALS

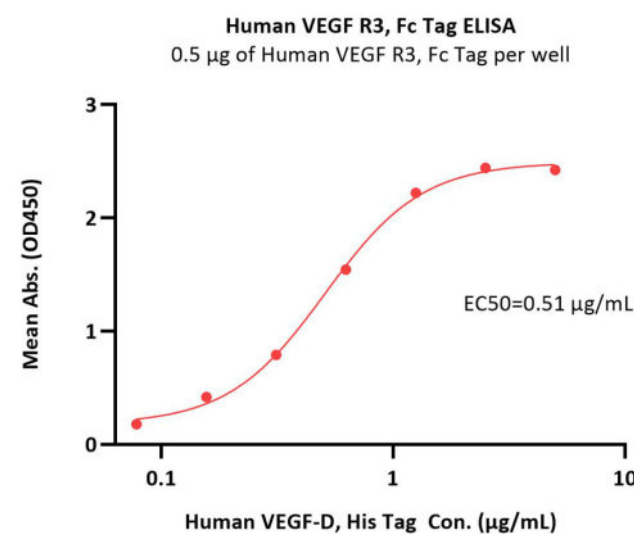
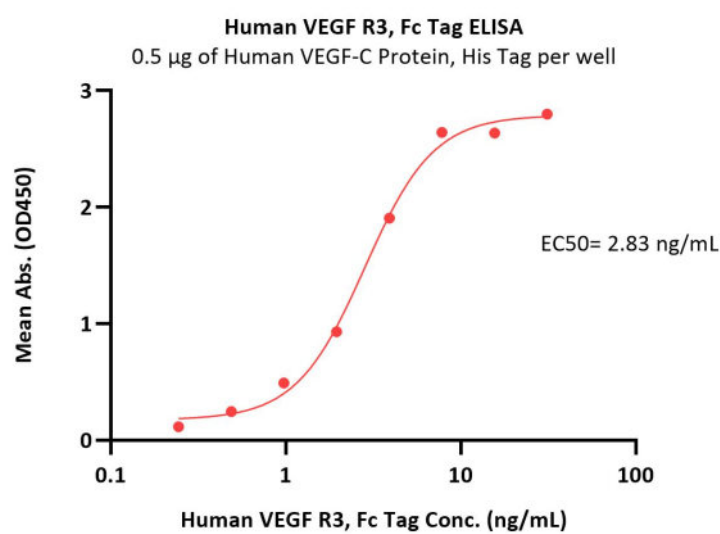


The purity of Human VEGF R3, Fc Tag (Cat. No. FL4-H5251) is more than 85% and the molecular weight of this protein is around 260-320 kDa verified by SEC-MALS.

[Report](#)

Discounts, Gifts,
and more!

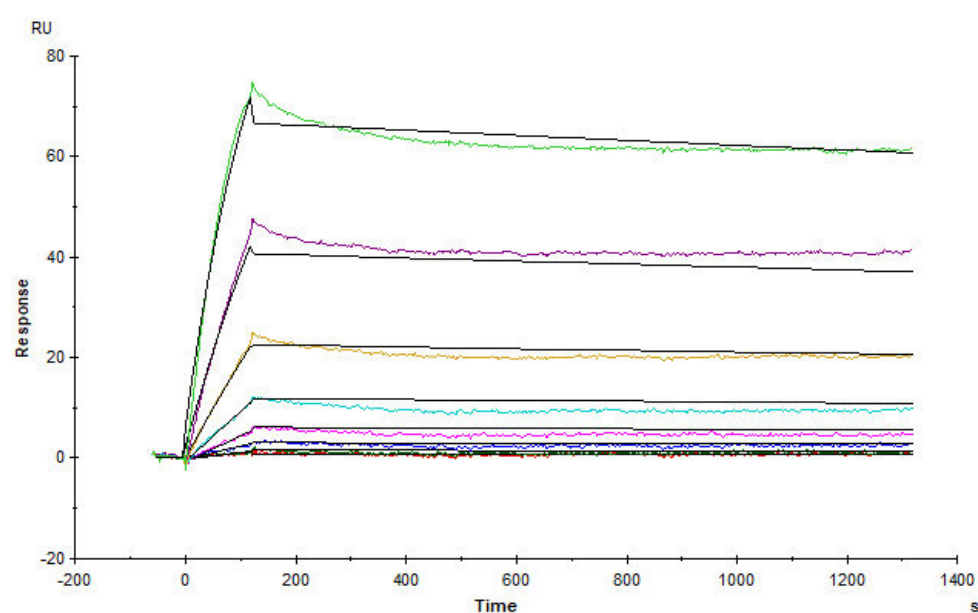




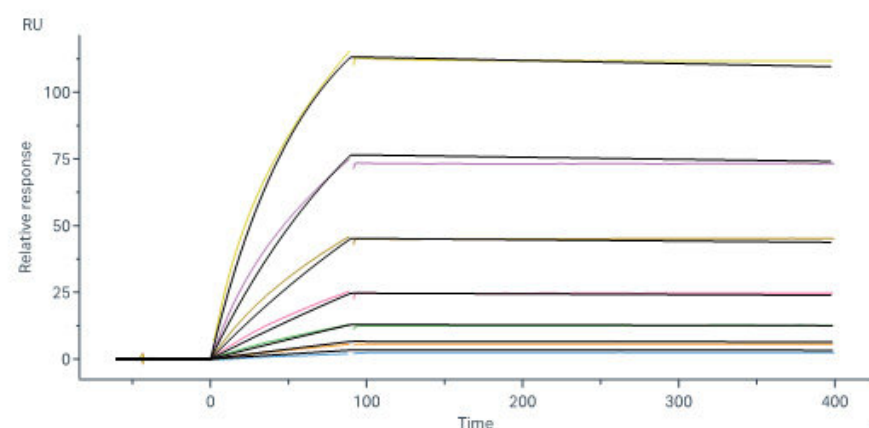
Immobilized Human VEGF-C Protein, His Tag (Cat. No. VEC-H52H3) at 5 μ g/mL (100 μ L/well) can bind Human VEGF R3, Fc Tag (Cat. No. FL4-H5251) with a linear range of 0.2-8 ng/mL (QC tested).

Immobilized Human VEGF R3, Fc Tag (Cat. No. FL4-H5251) at 5 μ g/mL (100 μ L/well) can bind Human VEGF-D, His Tag (Cat. No. VED-H5228) with a linear range of 0.08-0.6 μ g/mL (Routinely tested).

Bioactivity-SPR



Human VEGF R3, Fc Tag (Cat. No. FL4-H5251) captured on CM5 chip via Anti-human IgG Fc antibodies surface can bind Human VEGF-D, His Tag (Cat. No. VED-H5228) with an affinity constant of 19.7 nM as determined in a SPR assay (Biacore T200) (Routinely tested).



Human VEGF-C Protein, His Tag (Cat. No. VEC-H52H3) capture on NTA-Series S sensor chip can bind Human VEGF R3, Fc Tag (Cat. No. FL4-H5251) with an affinity constant of 0.130 nM as determined in a SPR assay (Biacore 8K) (Routinely tested).

Background

Vascular endothelial growth factor receptor 3 (VEGF R3), also known as FLT-4, together with the other two members VEGFR1 (FLT-1) and VEGFR2 (KDR/Flk-1) are receptors for vascular endothelial growth factors (VEGF) and belong to the class III subfamily of receptor tyrosine kinases (RTKs). VEGF R3 mediates lymphangiogenesis in response to VEGF-C and VEGF-D. VEGF R3 is widely expressed in the early embryo but becomes restricted to lymphatic endothelia at later stages of development. It is likely that VEGF R3 may be important for lymph angiogenesis.

Clinical and Translational Updates

Discounts, Gifts,
and more!

