

# Mouse EGF R Protein, His Tag (MALS verified)

Catalog # EGR-M5224



BIOSYSTEMS  
**Acro**  
Surprise Inside!

## Synonym

EGFR,ERBB,ERBB1,HER1,PIG61,mENA

## Source

Mouse EGF R, His Tag(EGR-M5224) is expressed from human 293 cells (HEK293). It contains AA Leu 25 - Ser 647 (Accession # [Q01279-1](#)).

Predicted N-terminus: Leu 25

## Molecular Characterization

EGF R(Leu 25 - Ser 647)  
Q01279-1 Poly-his

This protein carries a polyhistidine tag at the C-terminus.

The protein has a calculated MW of 71.2 kDa. The protein migrates as 86-110 kDa under reducing (R) condition (SDS-PAGE) due to glycosylation.

## Endotoxin

Less than 1.0 EU per  $\mu\text{g}$  by the LAL method.

## Purity

>95% as determined by SDS-PAGE.

>90% as determined by SEC-MALS.

## Formulation

Lyophilized from 0.22  $\mu\text{m}$  filtered solution in PBS, pH7.4 with trehalose as protectant.

Contact us for customized product form or formulation.

## Reconstitution

Please see Certificate of Analysis for specific instructions.

*For best performance, we strongly recommend you to follow the reconstitution protocol provided in the CoA.*

## Storage


For long term storage, the product should be stored at lyophilized state at  $-20^{\circ}\text{C}$  or lower.

*Please avoid repeated freeze-thaw cycles.*

This product is stable after storage at:

- $-20^{\circ}\text{C}$  to  $-70^{\circ}\text{C}$  for 12 months in lyophilized state;
- $-70^{\circ}\text{C}$  for 3 months under sterile conditions after reconstitution.

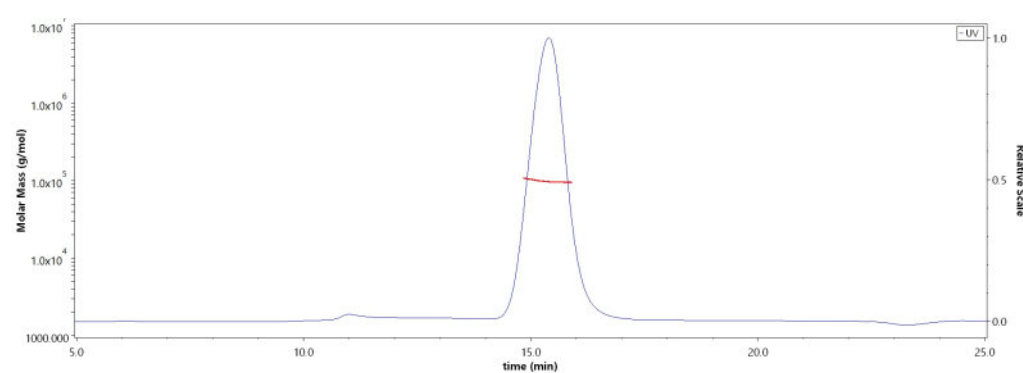
## SDS-PAGE



Mouse EGF R, His Tag on SDS-PAGE under reducing (R) condition. The gel was stained with Coomassie Blue. The purity of the protein is greater than 95%.

## Bioactivity-ELISA

## SEC-MALS



The purity of Mouse EGF R, His Tag (Cat. No. EGR-M5224) is more than 90% and the molecular weight of this protein is around 85-110 kDa verified by SEC-MALS.

[Report](#)

Discounts, Gifts,  
and more!



[www.acrobiosystems.com](http://www.acrobiosystems.com)

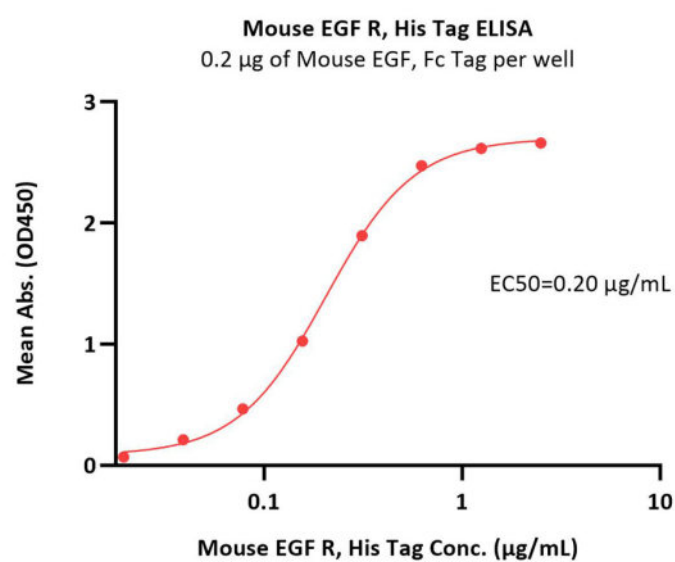
9/13/2024

## Mouse EGF R Protein, His Tag (MALS verified)

Catalog # EGR-M5224

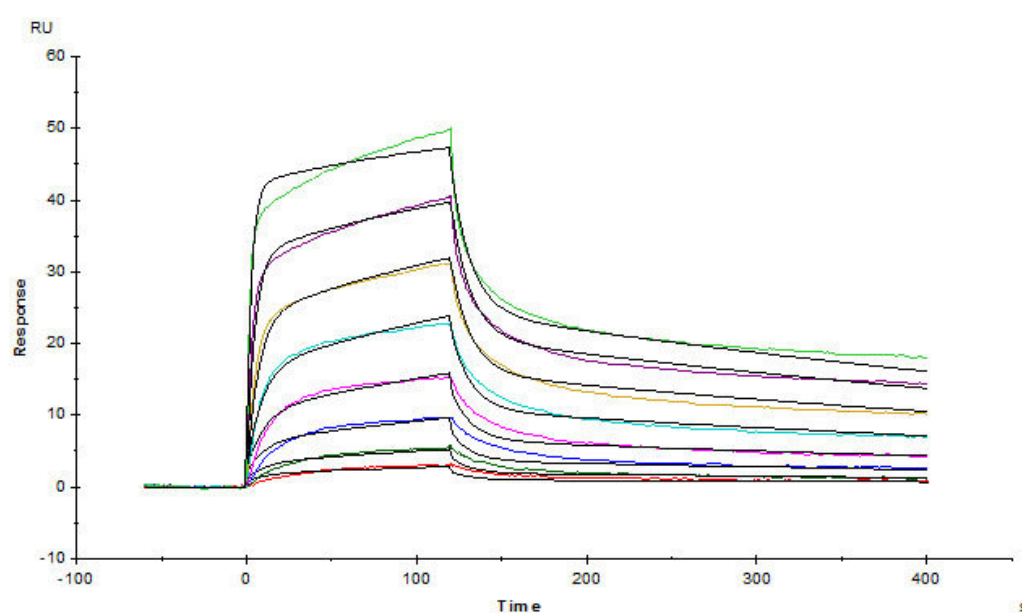


BIOSYSTEMS  
**Acro**  
Surprise Inside!



Immobilized Mouse EGF, Fc Tag (Cat. No. EGF-M5265) at 2 µg/mL (100 µL/well) can bind Mouse EGF R, His Tag (Cat. No. EGR-M5224) with a linear range of 0.02-0.313 µg/mL (QC tested).

### Bioactivity-SPR



Captured Mouse EGF R, His Tag (Cat. No. EGR-M5224) on CM5 Chip via anti-His antibody can bind Mouse EGF, Fc Tag (Cat. No. EGF-M5265) with an affinity constant of 5.44 nM as determined in SPR assay (Biacore T200) (Routinely tested).

### Background

The epidermal growth factor receptor (EGFR; ErbB-1; HER1 in humans) is the cell-surface receptor for members of the epidermal growth factor family (EGF-family) of extracellular protein ligands. The epidermal growth factor receptor is a member of the ErbB family of receptors, a subfamily of four closely related receptor tyrosine kinases: EGFR (ErbB-1), HER2/c-neu (ErbB-2), Her 3 (ErbB-3) and Her 4 (ErbB-4). Mutations affecting EGFR expression or activity could result in cancer.

### Clinical and Translational Updates

Discounts, Gifts,  
and more!



➤ [www.acrobiosystems.com](http://www.acrobiosystems.com)

9/13/2024