

Synonym

CEACAM-5, CD66e, CEA, Meconium antigen 100

Source

Human CEACAM-5, Llama IgG2b Fc Tag(CE5-H5259) is expressed from human 293 cells (HEK293). It contains AA Pro 593 - Ser 675 (Accession # [P06731-1](#)).

Predicted N-terminus: Pro 593

Molecular Characterization

CEACAM-5(Pro 593 - Ser 675) P06731-1	LlamaFc(Glu 1 - Ser 243) AAX73259.1
---	--

This protein carries a llama IgG2b Fc tag at the C-terminus

The protein has a calculated MW of 36.7 kDa. The protein migrates as 50-60 kDa under reducing (R) condition (SDS-PAGE) due to glycosylation.

Endotoxin

Less than 0.01 EU per μg by the LAL method.

Purity

>95% as determined by SDS-PAGE.

Formulation

Lyophilized from 0.22 μm filtered solution in PBS, pH7.4 with trehalose as protectant.

Contact us for customized product form or formulation.

Reconstitution

Please see Certificate of Analysis for specific instructions.

For best performance, we strongly recommend you to follow the reconstitution protocol provided in the CoA.


Storage

For long term storage, the product should be stored at lyophilized state at -20°C or lower.

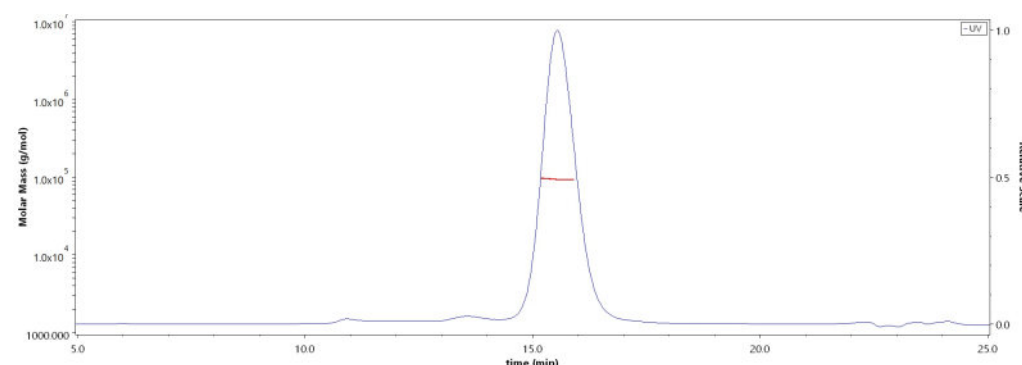
Please avoid repeated freeze-thaw cycles.

This product is stable after storage at:

- -20°C to -70°C for 12 months in lyophilized state;
- -70°C for 3 months under sterile conditions after reconstitution.

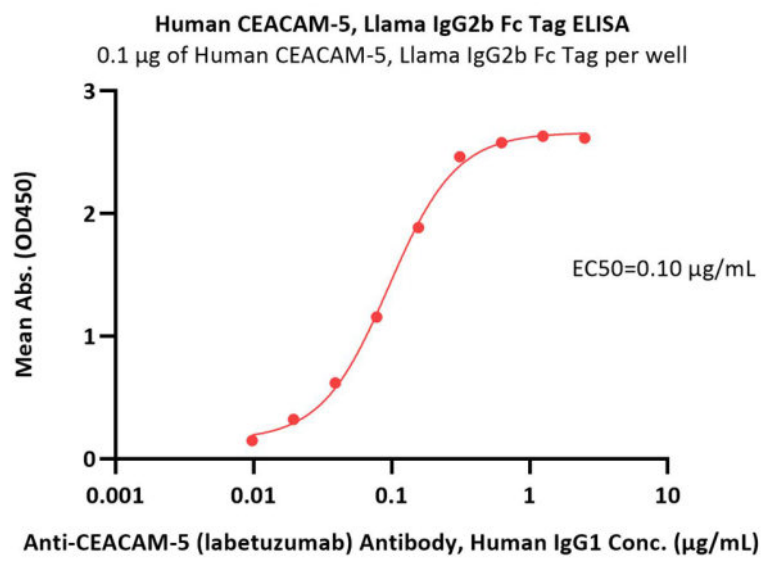
SDS-PAGE

Human CEACAM-5, Llama IgG2b Fc Tag on SDS-PAGE under reducing (R) condition. The gel was stained overnight with Coomassie Blue. The purity of the protein is greater than 95%.

Bioactivity-ELISA**SEC-MALS**

The purity of Human CEACAM-5, Llama IgG2b Fc Tag (Cat. No. CE5-H5259) is more than 85% and the molecular weight of this protein is around 80-108 kDa verified by SEC-MALS.

[Report](#)



Immobilized Human CEACAM-5, Llama IgG2b Fc Tag (Cat. No. CE5-H5259) at 1 µg/mL (100 µL/well) can bind Anti-CEACAM-5 (labetuzumab) Antibody, Human IgG1 with a linear range of 0.01-0.313 µg/mL (QC tested).

Background

Carcinoembryonic antigen-related cell adhesion molecule 5 (CEACAM5) is also Carcinoembryonic antigen (CEA), Meconium antigen 100, CD antigen CD66e, CEACAM5 belongs to the immunoglobulin superfamily and CEA family. CEACAM5 contains seven Ig-like (immunoglobulin-like) domains. CEACAM5 is homodimer protein which binding of E.coli Dr adhesins leads to dissociation of the homodimer. CEACAM5 is cell surface glycoprotein that plays a role in cell adhesion and in intracellular signaling. CEACAM5 is receptor for E.coli Dr adhesins.

Clinical and Translational Updates

Please contact us via TechSupport@acrobiosystems.com if you have any question on this product.