



Synonym

EoCP, Eosinophil chemotactic cytokine, SIS-delta, Small-inducible cytokine A5, T cell-specific protein P228, TCP228, D17S136E, SCYA5, CCL5, C-C motif chemokine 5 T-cell-specific protein RANTES

Source

Human CCL5, Fc Tag(CC5-H5251) is expressed from human 293 cells (HEK293). It contains AA Ser 24 - Ser 91 (Accession # [P13501-1](#)).

Molecular Characterization

CCL5(Ser 24 - Ser 91) P13501-1	Fc(Pro 100 - Lys 330) P01857
-----------------------------------	---------------------------------

This protein carries a human IgG1 Fc tag at the C-terminus.

The protein has a calculated MW of 34.4 kDa. The protein migrates as 40 kDa when calibrated against [Star Ribbon Pre-stained Protein Marker](#) under reducing (R) condition (SDS-PAGE) due to glycosylation.

Endotoxin

Less than 1.0 EU per µg by the LAL method.

Purity

>95% as determined by SDS-PAGE.

Formulation

Lyophilized from 0.22 µm filtered solution in 50 mM Tris, 100 mM Glycine, 25 mM Arginine, 150 mM NaCl, pH7.5 with trehalose as protectant.

Contact us for customized product form or formulation.

Reconstitution

Please see Certificate of Analysis for specific instructions.

For best performance, we strongly recommend you to follow the reconstitution protocol provided in the CoA.

Storage

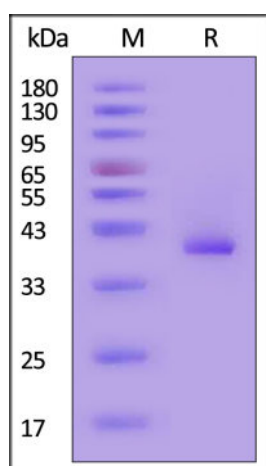
For long term storage, the product should be stored at lyophilized state at -20°C or lower.

Please avoid repeated freeze-thaw cycles.

This product is stable after storage at:

- -20°C to -70°C for 12 months in lyophilized state;
- -70°C for 3 months under sterile conditions after reconstitution.

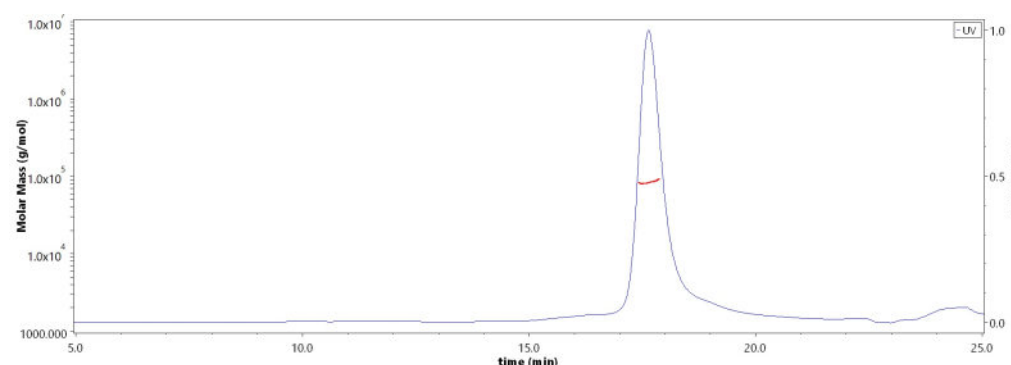
SDS-PAGE



Human CCL5, Fc Tag on SDS-PAGE under reducing (R) condition. The gel was stained with Coomassie Blue. The purity of the protein is greater than 95% (With [Star Ribbon Pre-stained Protein Marker](#)).

Bioactivity-ELISA

SEC-MALS

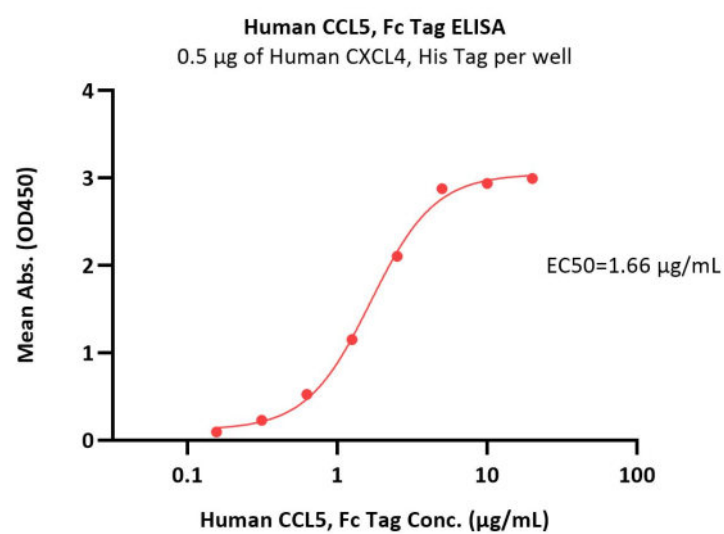


The purity of Human CCL5, Fc Tag (Cat. No. CC5-H5251) is more than 85% and the molecular weight of this protein is around 71-96 kDa verified by SEC-MALS.

[Report](#)

Discounts, Gifts,
and more!





Immobilized Human CXCL4, His Tag (Cat. No. CX4-H52H9) at 5 µg/mL (100 µL/well) can bind Human CCL5, Fc Tag (Cat. No. CC5-H5251) with a linear range of 0.156-2.5 µg/mL (QC tested).

Background

C-C chemokine ligand 5 (CCL5), also known as RANTES, is a target gene of NF-kappaB, and is expressed by T lymphocytes, macrophages, platelets, synovial fibroblasts, tubular epithelium, and certain types of tumour cells. CCL5 plays a role in recruiting a variety of leukocytes into inflammatory sites including T cells, macrophages, eosinophils, and basophils. CCL5 activity is mediated through its binding to CCR1, CCR3, and mainly CCR5.

Clinical and Translational Updates

Please contact us via TechSupport@acrobiosystems.com if you have any question on this product.

Discounts, Gifts,
and more!

