



Source

Anti-Bevacizumab Antibody (AY10) is a Mouse monoclonal antibody produced from a hybridoma created by fusing SP2/0 myeloma and Mouse B-lymphocytes.

Clone

AY10

Species

Mouse

Isotype

Mouse IgG1/kappa

Antibody Type

Hybridoma Monoclonal

Reactivity

Human

Immunogen

Bevacizumab.

Specificity

Recognizes Bevacizumab specifically.

Application

Application	Recommended Usage
ELISA	10-20000 ng/mL

Purity

>95% as determined by SDS-PAGE.

>95% as determined by SEC-MALS.

Purification

Protein A purified/ Protein G purified

Formulation

Lyophilized from 0.22 µm filtered solution in Tris with Glycine, Arginine and NaCl, pH7.5 with trehalose as protectant.

Contact us for customized product form or formulation.

Reconstitution

Please see Certificate of Analysis for specific instructions.

For best performance, we strongly recommend you to follow the reconstitution protocol provided in the CoA.

Storage


For long term storage, the product should be stored at lyophilized state at -20°C or lower.

Please avoid repeated freeze-thaw cycles.

This product is stable after storage at:

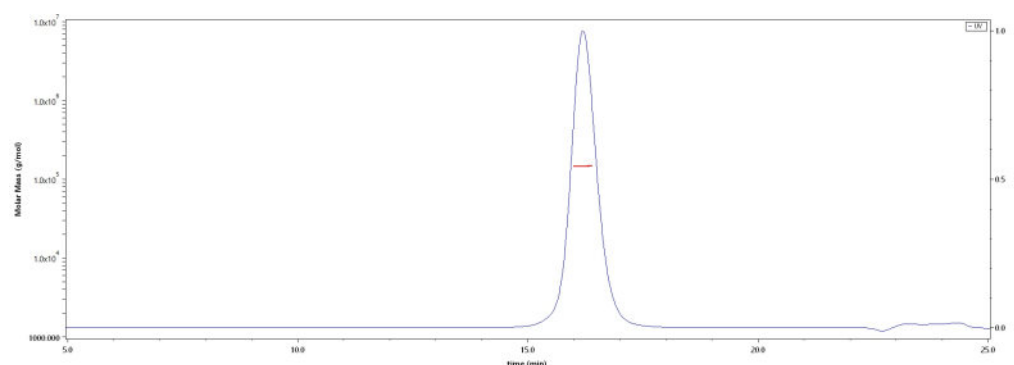
- 4-8°C for 12 months in lyophilized state;
- -70°C for 12 months under sterile conditions after reconstitution.

SDS-PAGE



Anti-Bevacizumab Antibody (AY10) on SDS-PAGE under reducing (R) condition. The gel was stained with Coomassie Blue. The purity of the protein is greater than 95%.

SEC-MALS



The purity of Anti-Bevacizumab Antibody (AY10) (Cat. No. BEB-Y10) is more than 95% and the molecular weight of this protein is around 135-155 kDa verified by SEC-MALS.

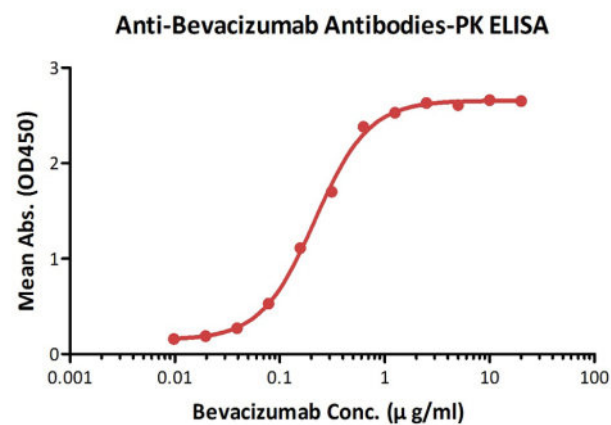
Discounts, Gifts, and more!



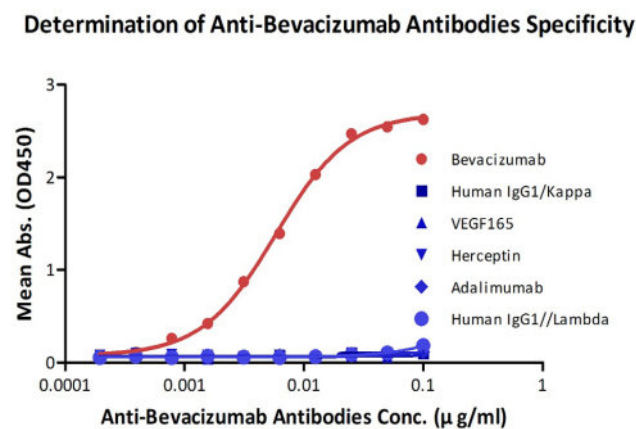


Report

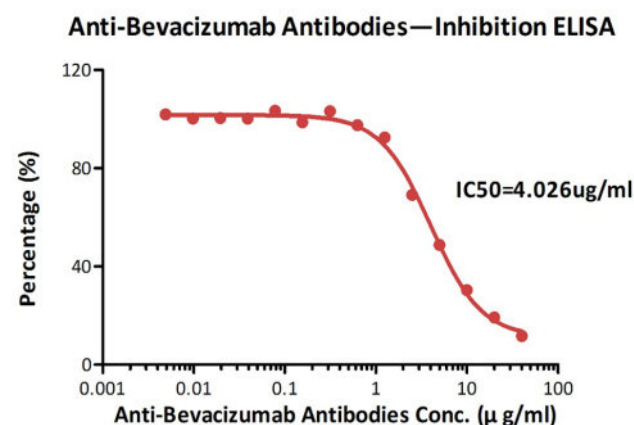
Bioactivity-ELISA



Detection of bevacizumab by bridging ELISA in serum. Immobilized Anti-Bevacizumab Antibody (AY10) (Cat. No. BEB-Y10) at 2 µg/mL, add increasing concentrations of bevacizumab (10% human serum) and then add Biotinylated Anti-Bevacizumab Antibody (AY13) (Cat. No. BEB-BY13) at 2 µg/mL. Detection was performed using HRP-conjugated streptavidin with a sensitivity of 0.4 µg/mL (QC tested).



Immobilized Bevacizumab at 1 µg/mL (100 µL/well) can bind Anti-Bevacizumab Antibody (AY10) (Cat. No. BEB-Y10) with a linear range of 0.39-25 ng/mL.



Immobilized Bevacizumab at 2 µg/mL (100 µL/well) can bind pre-mixed Anti-Bevacizumab Antibody (AY10) (Cat. No. BEB-Y10) and Biotinylated Human VEGF165, His,Avitag (Cat. No. VE5-H82Q0) with a inhibition rate of 81%.

Background

A recombinant humanized monoclonal IgG1 antibody that binds to and inhibits the biologic activity of human vascular endothelial growth factor (VEGF). Bevacizumab contains human framework regions and the complementarity-determining regions of a murine antibody that binds to VEGF. Bevacizumab is produced in a Chinese Hamster Ovary mammalian cell expression system in a nutrient medium containing the antibiotic gentamicin and has a molecular weight of approximately 149 kilodaltons.

Clinical and Translational Updates

Discounts, Gifts, and more!

