



## Synonym

Activin A,INHBA

## Source

Human Latent Activin A, His Tag(ACA-H424x) is expressed from human 293 cells (HEK293). It contains AA Ser 21 - Ser 426 (Accession # [AAH07858.1](#)).

Predicted N-terminus: His (pro) & Gly311 (mature)

## Molecular Characterization

Poly-his Activin A(Ser 21 - Ser 426)  
AAH07858.1

This protein carries a polyhistidine tag at the N-terminus.

The protein has a calculated MW of 13.0 kDa (mature) and 32.0 kDa (pro). The protein migrates as 15 kDa (mature) and 43-48 kDa (pro) under reducing (R) condition, and 27 kDa (mature), 43-48 kDa (pro) and 60 kDa (pro & mature) under non-reducing (NR) condition (SDS-PAGE) due to glycosylation and Interchain disulfide bond.

## Endotoxin

Less than 1.0 EU per µg by the LAL method.

## Purity

>95% as determined by SDS-PAGE.

## Formulation

Lyophilized from 0.22 µm filtered solution in PBS, pH7.4 with trehalose as protectant.

Contact us for customized product form or formulation.

## Reconstitution

Please see Certificate of Analysis for specific instructions.

*For best performance, we strongly recommend you to follow the reconstitution protocol provided in the CoA.*

## Storage

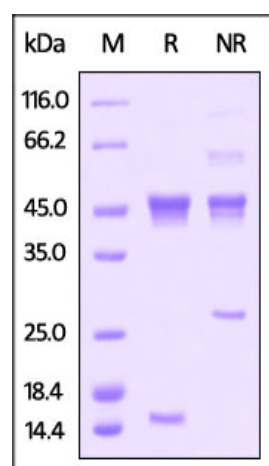
For long term storage, the product should be stored at lyophilized state at -20°C or lower.

*Please avoid repeated freeze-thaw cycles.*

This product is stable after storage at:

- -20°C to -70°C for 12 months in lyophilized state;
- -70°C for 3 months under sterile conditions after reconstitution.

## SDS-PAGE

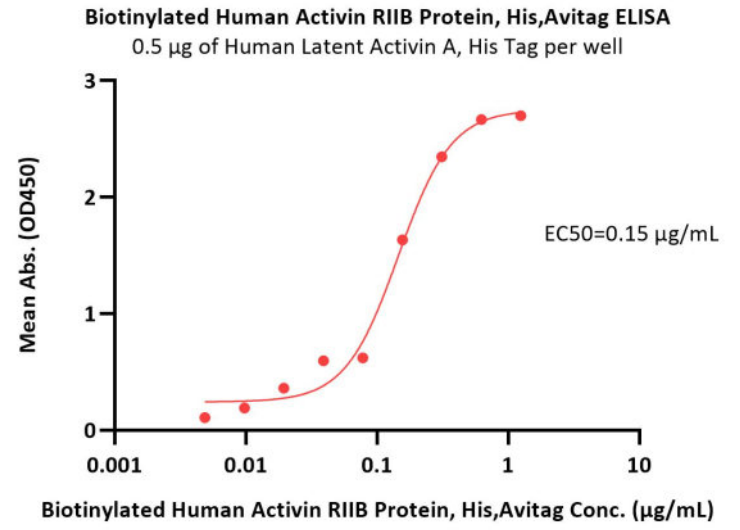
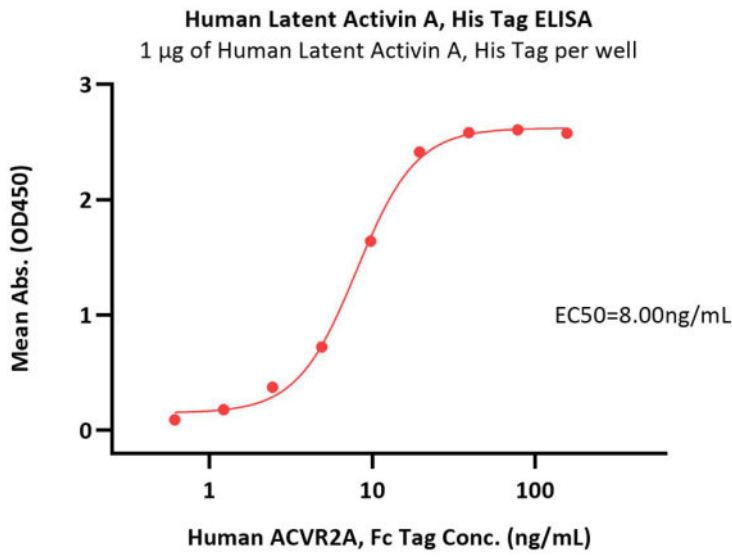


Human Latent Activin A, His Tag on SDS-PAGE under reducing (R) and non-reducing (NR) conditions. The gel was stained with Coomassie Blue. The purity of the protein is greater than 95%.

## Bioactivity-ELISA

Discounts, Gifts,  
and more!

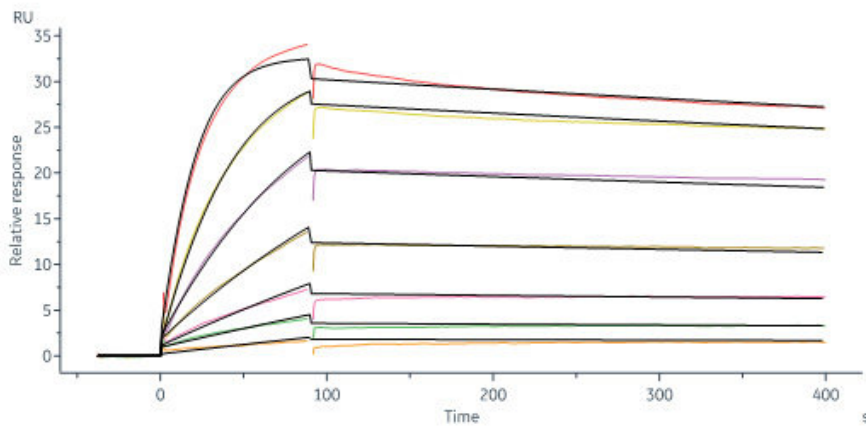




Immobilized Human Latent Activin A, His Tag (Cat. No. ACA-H424x) at 10 µg/mL (100 µL/well) can bind Human ACVR2A, Fc Tag (Cat. No. ACA-H5269) with a linear range of 0.6-20 ng/mL (QC tested).

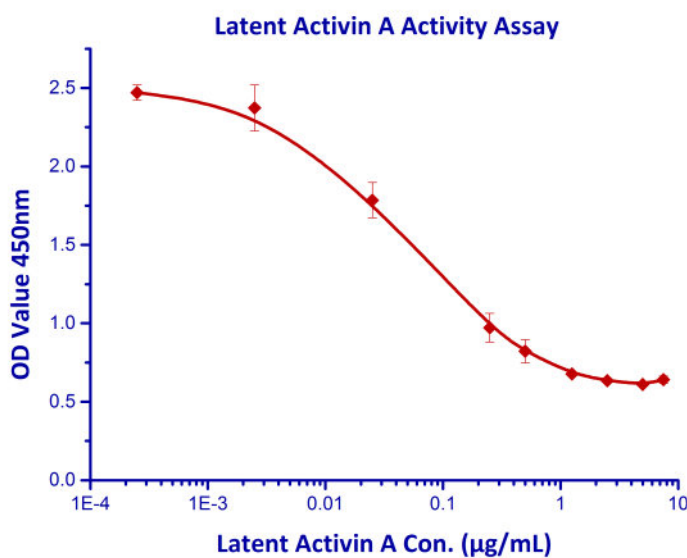
Immobilized Human Latent Activin A, His Tag (Cat. No. ACA-H424x) at 5 µg/mL (100 µL/well) can bind Biotinylated Human Activin RIIB Protein, His,Avitag (Cat. No. ACB-H82E3) with a linear range of 0.005-0.313 µg/mL (Routinely tested).

**Bioactivity-SPR**



Biotinylated Human Activin RIIB Protein, His,Avitag (Cat. No. ACB-H82E3) immobilized on CM5 Chip can bind Human Latent Activin A, His Tag (Cat. No. ACA-H424x) with an affinity constant of 0.147 nM as determined in a SPR assay (Biacore 8K) (Routinely tested).

**Bioactivity-Bioactivity CELL BASE**



Discounts, Gifts, and more!



# Human Latent Activin A / INHBA Protein, His Tag

Catalog # ACA-H424x



BIOSYSTEMS  
**Acro**

The bio-activity of Human Latent Activin A, His Tag (Cat. No. ACA-H424x) was determined by dose-dependent inhibition of the proliferation of MPC-11 cells. The EC50 for this effect is typically 47-66 ng/mL (Routinely tested).

## Background

Activin and inhibin are two closely related protein complexes that have almost directly opposite biological effects. Activin enhances FSH biosynthesis and secretion, and participates in the regulation of the menstrual cycle. Many other functions have been found to be exerted by activin, including roles in cell proliferation, differentiation, apoptosis, metabolism, homeostasis, immune response, wound repair, and endocrine function. Conversely inhibin down regulates FSH synthesis and inhibits FSH secretion. Activins are nonglycosylated homodimers or heterodimers of various  $\beta$  subunits ( $\beta$ A,  $\beta$ B,  $\beta$ C, and  $\beta$ E in mammals), while Inhibins are heterodimers of a unique  $\alpha$  subunit and one of the  $\beta$  subunits. Activin A is a widely expressed homodimer of two  $\beta$ A chains. The  $\beta$ A subunit can also heterodimerize with a  $\beta$ B or  $\beta$ C subunit to form Activin AB and Activin AC, respectively. The 14 kDa mature human  $\beta$ A chain shares 100% amino acid sequence identity with bovine, feline, mouse, porcine, and rat  $\beta$ A.

## Clinical and Translational Updates

Discounts, Gifts,  
and more!



[www.acrobiosystems.com](http://www.acrobiosystems.com)